



North East Scotland Pension Fund

Annual Report & Accounts

For the period 1 April 2019 to 31 March 2020

Aberdeen City Council, Administering Authority for the Aberdeen City Council
Pension Fund, Known as the North East Scotland Pension Funds

Contents

Foreword	3
Management Commentary	4
1. About the North East Scotland Pension Funds	4
2. Administration 2019/20	5
3. Pensions Committee & Pension Board	6
4. Administration and Performance	13
5. Financial Performance	19
6. Economic and Market Background	26
7. NESPF Investment Strategy	29
8. ACCTF De-Risking Strategy and Performance	32
9. Risk	33
10. Funding Strategy Statement	34
11. Statement of Investment Principles	35
12. Environmental, Social and Governance Issues	36
13. Acknowledgement	41
Statement of Responsibilities	42
Annual Governance Statement	44
Governance Compliance Statement	49
Accounting Policies	51
North East Scotland Pension Fund Accounts	58
Aberdeen City Council Transport Fund Accounts	60
Notes To The North East Scotland Pension Fund Accounts	62
Notes To The Aberdeen City Council Transport Fund Accounts	94
Independent Auditor's Report	117
Appendix 1 – Statement by the Consulting Actuary	121
Appendix 2 – Schedule of Employers	130

Foreword

As Convener of the Pensions Committee, I am pleased to introduce the 2019/20 Annual Report and Accounts. 2019/20 was another year of significant activity and achievement with the Funds continuing to utilise technology and digital communications, participate and collaborate on national projects and develop our services to meet customer needs.

However, this work was partially overshadowed by the turbulence we saw in investment markets as a result of the COVID-19 outbreak. Despite a solid financial performance throughout the year, the economic uncertainty in the last quarter saw the North East Scotland Pension Fund's (NESPF) total asset value reduce from £4,469m as at 31 March 2019 to £4,367m as at 31 March 2020. An overall reduction of 2.3%.

The NESPF has a diversified portfolio of assets to help spread the risk of exposure to any one investment area or stock. This has ensured the financial impact on the Fund is minimal. In order to maintain the success of the Fund, it is our duty to continue to make investment decisions from a long-term perspective and we will continue to do so in 2020/21, in what we expect to be another challenging period.

Meanwhile the Aberdeen City Council Transport Fund (ACCTF) had a net increase in fund value of £203.5m, increasing the total net asset value to £308.8m. This increase is primarily a result of the merge of Strathclyde's No. 3 Fund (First Glasgow) to the ACCTF. The move, at the request of First Group, was a substantial project that involved close working partnerships to ensure a smooth transition of financial assets and data from Strathclyde to ourselves, whilst ensuring No. 3 Fund members were fully informed and engaged throughout the process.

Administratively, the Funds continued to make use of technological improvements and systems to push administration and communications online. For the first time, all annual benefit statements for active and deferred members were issued via our self-service portal, My Pension. A record number of retirement cases and system updates were processed this year, with the Funds' data quality improvement plan maintaining the high quality and accuracy of our data.

Looking ahead while challenges and uncertainties remain, the Funds will continue to deliver essential services in addition to a number of projects that are already planned. These projects include the triennial valuation, where the Funds will look to replicate the success of previous valuations; the launch of the Funds' new website and revised branding; the move to a new office; and the completion of a buy-in process for the ACCTF.

Finally, I would like to take this opportunity to thank my colleagues on the Committee and Board, Pension staff and our advisors for their dedication and hard work during the year. In particular for their remarkable response to the COVID-19 outbreak and their continued efforts to maintain and deliver services.

Councillor M. Tauqeer Malik

Councillor M. Tauqeer Malik
Pensions Committee Convener

Management Commentary

1. About the North East Scotland Pension Funds

The North East Scotland Pension Fund (NESPF) and the Aberdeen City Council Transport Fund (ACCTF) are administered by Aberdeen City Council within Local Government Pension Scheme (LGPS) regulations.

The LGPS is a public sector, multi-employer defined benefit Scheme that was established under the Superannuation Fund Act 1972.

The Funds are used to pay pensions, lump sum benefits and other entitlements to Scheme members and their dependents. The funds to pay these benefits are built up from contributions from both employees and employing bodies, together with interest, dividends and rent from investments.

The NESPF is open to all employees of the 11 scheduled bodies, except for those who are entitled to belong to another statutory pension Scheme (e.g. Police, Fire, Teachers). Employees of admitted bodies can join the Scheme in line with the body's individual admission criteria for staff.

The ACCTF was created in October 1986 for employees of the former passenger Transport Undertaking who transferred to the limited company now known as First Aberdeen.

The rules by which the LGPS operates by are set out in the Local Government Pension Scheme (Scotland) Regulations which are Scottish Statutory Instruments (SSIs). Separate regulations set out Scheme benefits, investment and governance requirements.

As at 31 March 2020, the NESPF is the third largest LGPS Fund in Scotland in asset size, with over 69,000 members and 50 participating employers.

2. Administration 2019/20

Administering Authority	Aberdeen City Council
Committees	Pensions Committee, Pension Board, Urgent Business Committee*
Chief Officer – Finance	Jonathan Belford
Actuary	Mercer
Global Custodian	HSBC
Performance Measurement	HSBC
Banks	Clydesdale Bank & HSBC
AVC Providers	Prudential, Standard Life Assurance
External Auditor	Audit Scotland
Internal Auditor	Aberdeenshire Council
Investment Consultant	KPMG (until March 2020) Isio (from March 2020)
Legal Advisor	Aberdeen City Council
Employers	For full details see Appendix 2

* Following the COVID-19 outbreak, all Council Committees were suspended. The purpose of the Urgent Business Committee (UBC) is to determine business of an urgent nature which might otherwise have been reported to Full Council or other Committees and Sub-Committees. As the Pensions Committee was unable to meet, the Unaudited Annual Report and Accounts 2019/20 were considered by the UBC at their meeting on 30 June 2020.

In reviewing the Unaudited Annual Report and Accounts 2019/20, some UBC members were substituted to ensure individuals with the appropriate knowledge and competence were present to recommend the submission of the Unaudited Accounts to Audit. The UBC consisted of the following individuals when considering the Unaudited Annual Report and Accounts; Councillor Malik, Councillor Bell, Councillor Cooke and Councillor Delaney (all current Pension Committee members); and Councillor Laing (a former Pensions Committee member). As a result of these unprecedented times, Board members were not present at the UBC however Officers have kept in touch with all Committee and Board throughout this period providing updates where required. Board and Committee meetings resumed in September 2020 ensuring full oversight of the Audited Accounts.

3. Pensions Committee & Pension Board

Pensions Committee

While day to day administration of the Pension Funds is the duty of Pension Fund staff, decision making and overall responsibility has been delegated to the Pensions Committee by Aberdeen City Council.

The Pensions Committee carries out a role similar to that of trustees of a pensions Scheme. It is the key decision maker for all matters under LGPS Regulations including benefit administration and investment management.

The Council and the Pensions Committee recognise that they have fiduciary duties and responsibilities towards pension Scheme members, participating employers and local taxpayers.

The Committee meets on a quarterly basis to address matters such as risk management, administration, funding, investment strategy and performance.

The Committee is comprised of nine elected members of Aberdeen City Council each with equal voting rights.

Membership 2019/20

Councillor M. Tauqeer Malik (Convener)	
Councillor John Reynolds (Vice Convener)	
Councillor Barney Crockett	
Councillor Neil MacGregor	
Councillor Philip Bell	
Councillor John Cooke	
Councillor Steve Delaney	
Councillor Christian Allard	(left May 2019)
Councillor Stephen Flynn	(joined May 2019, left January 2020)
Councillor Dell Henrickson	(joined January 2020)
Councillor Alan Donnelly	(left December 2019)
Councillor John Wheeler	(joined December 2019)

Meeting Attendance in 2019/20

	14/06/19	13/09/19	29/11/19	20/03/20	Overall Attendance 2019/20
Cllr Malik	✓	X	✓	✓	75%
Cllr Reynolds	✓	✓	X	✓	75%
Cllr Crockett	✓	✓	✓	✓	100%
Cllr MacGregor	✓	✓	X	✓	75%
Cllr Bell	✓	✓	✓	✓	100%
Cllr Cooke	✓	✓	✓	✓	100%
Cllr Delaney	X	✓	✓	✓	75%
Cllr Flynn	✓	✓	X	n/a	67%
Cllr Henrickson	n/a	n/a	n/a	✓	100%
Cllr Donnelly	✓	✓	X	n/a	67%
Cllr Wheeler	n/a	n/a	n/a	✓	100%

Pension Board

In line with Scheme regulations, the Funds established a Pension Board in 2015/16 with the responsibility of assisting the Scheme Manager (Administering Authority) in relation to compliance with Scheme regulations and the requirements of the Pensions Regulator.

Board membership consists of equal numbers of trade union representatives and employer representatives, drawn from Councils and scheduled or admitted bodies.

Membership 2019/20

Unison

Morag Lawrence

(Substitute: Kenny Luke)

GMB

Kevin Masson (Left May 2019)

Neil Stirling (Joined May 2019)

(Substitute: Brenda Murdoch)

Unite

Alan Walker

(Substitute: Graham Gavin)

UCATT

Liam Knox (Chair)

Admitted/Scheduled Bodies

Mr Ian Black (Aberlour Child Care Trust)

The Moray Council

Councillor John Cowe

Aberdeenshire Council

Councillor Alistair McKelvie (Vice Chair)

(Substitute: Councillor Alastair Bews)

Aberdeen City Council

Councillor Yvonne Allan

(Substitute: Councillor Freddie John)

Meeting Attendance in 2019/20

	14/06/19	13/09/19	29/11/19	20/03/20	Overall Attendance in 2019/20
Cllr Yvonne Allan	✓	✓	✓	X	75%
Cllr Alistair McKelvie	✓	✓	✓	X	75%
Cllr John Cowe*	X	X	X	X	0%
Ian Black	X	X	✓	X	25%
Neil Stirling	✓	✓	✓	X	75%
Morag Lawrence	✓	✓	✓	✓	100%
Alan Walker	✓	✓	✓	X	75%
Liam Knox	✓	✓	✓	✓	100%

Notes:

- Councillor Cowe was unable to attend meetings and training during 2019/20 due to personal mitigating circumstances.
- March 2020 – based on government guidance around non-essential travel and social distancing due to the COVID-19 pandemic, a number of members did not attend.

Apart from the Pension Board's Annual Meeting, the Board sits at the same time as the Pensions Committee. For each meeting, both the Board and the Committee receive the same reports. These reports include information on all areas of the Pension Funds; Investment, Accounting, Governance, Employer Relationship, Administration and Technical.

In assisting with compliance, the Board can report the Funds to the Pensions Regulator for non-compliance with guidance or regulations. In 2019/20 no issues were reported by the Board to the Pensions Regulator.

An Annual Report which reviews the activity of the Pension Board can be viewed on our website at www.nespf.org.uk

Conflicts of Interest

The Funds maintain a 'Conflicts Register' on an ongoing basis to record and monitor all potential or actual conflicts noted prior to or during Pension Board meetings.

Every 12 months all individuals complete a new 'Declaration of Interest' form to either confirm that the information held on the Register is correct or to update their declaration as necessary.

In terms of management, where an actual conflict of interest arises the following option(s) exist:

- a member can withdraw from the discussion and decision making process;
- the Pension Board can establish a sub-board to review the issue (where the terms of reference give the power to do so); or
- a member can resign from the Pension Board if the conflict is so fundamental that it cannot be managed in any other way.

Pensions Committee members are managed by the national Councillors' Code of Conduct. Training was delivered on audit, risk and scrutiny by Aberdeen City Council in February 2020.

Committee and Board Training 2019/20

While Pensions Committee members are not legally obliged to undertake training, the Funds feel strongly that Committee members should receive training to ensure that they have the necessary levels of knowledge and understanding to exercise their functions. In addition, training is a requirement of the Council's Standing Orders. As per the Training Plan agreed by Committee, Committee members are expected to undertake 2 days of training per year. Recording and monitoring of attendance at meetings or training events allows any issues to be addressed promptly.

In line with the Training Policy, Board members undertook 6 training sessions during 2019/20. Board members were asked to carry out a personal training needs analysis in 2019 to assess their overall level of knowledge and understanding. The results have been evaluated and will be used to direct training in 2020/21.

In 2019/20, attendance for both Pensions Committee and Pension Board members' training is outlined below.

	24/04/19	03/09/19	13/09/19	08/10/19	24-25 /10/19	7-10 /01/20	Overall Attendance
Pensions Committee							
Cllr Malik	✓	X	X	✓	✓	✓	67%
Cllr Reynolds	✓	X	✓	✓	X	✓	67%
Cllr Crockett	X	X	✓	X	X	✓	33%
Cllr MacGregor	X	✓	✓	✓	✓	✓	83%
Cllr Bell	X	X	✓	X	X	✓	33%
Cllr Cooke	X	✓	✓	X	✓	X	50%
Cllr Delaney	✓	X	✓	X	X	✓	50%
Cllr Allard	X	n/a	n/a	n/a	n/a	n/a	0%
Cllr Flynn	n/a	X	✓	X	✓	n/a	50%
Cllr Henrickson	n/a	n/a	n/a	n/a	n/a	n/a	n/a
Cllr Donnelly	X	✓	✓	X	✓	n/a	60%
Cllr Wheeler	n/a	n/a	n/a	n/a	n/a	X	0%
Pension Board							
Cllr Allan	X	X	✓	X	X	X	17%
Cllr McKelvie	X	X	✓	X	✓	X	33%
Cllr Cowe	X	X	X	X	X	X	0%
Ian Black	✓	✓	✓	X	✓	✓	83%
Kevin Masson	X	n/a	n/a	n/a	n/a	n/a	0%
Neil Stirling	n/a	✓	✓	X	✓	✓	80%
Morag Lawrence	✓	X	✓	X	✓	X	50%
Alan Walker	✓	✓	✓	X	✓	X	67%
Liam Knox	X	✓	X	X	X	✓	33%

Notes:

- Councillor Cowe was unable to attend any meetings or training sessions during 2019/20 due to personal mitigating circumstances.
- Councillor Henrickson joined the Committee in January 2020, after the January training session took place.

Training Topics

24 April 2019

The first event of the year was the Funds' Finance Forum. There were a number of presentations and panels on the day covering:

- Investment Overview
- Introduction to Environmental, Social and Governance (ESG): Strategy & Implementation in Real Estate
- Fund Review
- Brexit and Regulatory Insights
- Actuarial Considerations for 2020

3 September 2019

Training from the Investment Governance Group (IGG) and Scottish Pension Liaisons Group (SPLG) covered the following:

- Valuations/Cost Cap/Section 13
- ESG
- Structure Review
- Annual Report and Accounts
- Pensions Administration
- Cost Transparency
- Investments

13 September 2019

The training on 13 September took place in Aberdeen following the Pensions Committee/Board meeting on the same day and covered actuarial valuation calculations and liability assessment.

8 October 2019

Training was held by Baillie Gifford in their Edinburgh offices. The Local Authority Investment and Training Seminar focused on LGPS specific issues including investments across the life cycle of an LGPS fund, responsible investment and changes within the LGPS.

24 – 25 October 2019

Local Government Chronicle (LGC) Seminar. Areas covered during the 2 days of training included:

- Update on the SPLGS structural review consultation
- The infrastructure and housing challenge
- ESG
- How aligned is your scheme's approach to climate change and to your council's policy?
- What is keeping the investment managers awake at night?
- Investment strategy and the challenge of being an overfunded fund
- Investing in renewable energy: the opportunities and pitfalls
- Early reflections on the LGPS and looking to the future

7 – 10 January 2020

The extended training from 7 to 10 January took place at the Aberdeen Standard offices in London covering various topics from fund managers such as:

- Private Equity, Bonds, Multi-Asset Credit and Diversified Growth Funds
- ESG – reporting, data quality, engagement and sustainable approaches
- Property and infrastructure investments
- Performance updates

4. Administration and Performance

This year's report focuses on digital communications, pension administration strategy performance, data quality and our commitment to collaboration with other administering authorities.

Going Digital

2019/20 was the first year that both active and deferred annual benefit statements (ABS) were issued through our online Member Self Service (MSS) portal – 'My Pension'. Providing statements online has provided several advantages including:

Segmentation: by taking the ABS process in-house, it provides additional scope to produce multiple benefit statements. Statements are now tailored based on type of service, so members will only receive statements with information relevant to themselves.

Cost savings: There are significant cost savings in terms of production and postage. These savings will continue to increase as more members register for the system.

Environmental Impact: Issuing statements online saves over 120,000 sheets of A4 each year. This saving will increase as the Funds replace letters with email notifications to alert members of future statements.

The overall percentage achieved for providing benefit statements to more than 42,000 active and deferred members prior to the 31 August deadline was 99.86% (99.81% in 2018/19).

As at 31 March 2020, 44.6% of active members and 41.2% of deferred members were registered for MSS. The Funds will continue to promote and develop online services. This includes the development of a new website that will have increased functionality, enhanced usability and improved design, resulting in a better user experience.

Pension Administration Strategy

The Pension Administration Strategy (PAS) focuses on NESPF processing against key performance measurements and monthly data provision from employers.

NESPF processing performance

Key performance measurement	Target	2018/19	Amount	Achieved	2019/20
Letter notifying death in service to dependent	5 days	84%	43	38	88%
Letter notifying retirement estimate	10 days	99%	1029	1009	98%
Letter notifying actual retirement benefit	10 days	96%	2072	1984	96%
Letter notifying deferred benefit	10 days	97%	1302	1185	91%
Letter notifying amount of refund	10 days	98%	1473	1401	95%
Letter detailing transfer in quotes	10 days	88%	77	65	84%
Letter detailing transfer out quotes	10 days	85%	432	327	76%

This year again saw an increase in actual retirements with 528 processed in the fourth quarter. This exceeds any previous quarter and contributed to the total retirements for the year exceeding 2000 cases for the first time. New regulations came into force on 28 June 2019 and were backdated to 1 June 2018 which allowed deferred members to take their benefits from age 55 rather than 60. This resulted in an additional 220 retirements. Despite this increase, the percentage achieved remained the same as the previous year at 96%. However prioritising retirements was the main reason for percentage reductions in other areas.

From August 2019 trivial commutation, a one-off pension payment that extinguishes all rights in the scheme, was automatically offered to members whose capital value of all benefits was below £30,000 which increased the time taken to process retirement options.

Prior to the 6 October 2019 deadline, statements were issued to all members who potentially could exceed their Annual Allowance threshold for tax free pension savings.

Employer data provision

Moving from annual returns to obtaining monthly data from employers through i-Connect has provided huge benefits for the Funds in terms of information accuracy and the ability to record, check and reconcile contributions paid to the Funds. As of March 2020, the Employer Relationship Team has met its objective to obtain monthly information from all participating employers within the NESPF.

As new records, member movements and leaver information for all active members is updated through this secure online portal, the administrative burden has eased considerably across all areas of the Fund. The change of methodology allows the Fund to comfortably meet the regulatory deadlines for providing accurate benefit statements

to members by 31 August each year. Of noticeable significance is the reduction in time taken to process the year-end from 328 working days (2013/14) to 21 working days (2018/19).

Updates from I-Connect	2017/18	2018/19	2019/20
Starters	4,415	4,852	5,125
Amendments	30,314	31,543	59,305
Leavers	3,345	4,352	4,196
Contributions (employee, employer and additional)	261,380	310,983	309,519
Salary	259,913	308,978	309,637
CARE pay	251,773	299,746	297,847
Total Updates	811,140	960,454	985,629

Communication between the Funds and participating employers is key to ensuring compliance with administration requirements. Through the Funds' Employer Relationship Team regular updates are provided by email and quarterly employer newsletters. The team provide training and guidance using the employer pages of the Funds' website, annual administration and financial forums and one to one training where requested. In addition, a dedicated telephone helpline and clear points of contact help the Funds to maintain a good working relationship with employers which allows the Funds to meet the expectations of administering the scheme on their behalf.

Data Quality

Measuring and improving the quality of data held by pension scheme administrators is high on the agenda of the Pensions Regulator. Data quality held by Funds impacts directly on the calculation of member benefits and determines the level of comfort that both Funds and participating employers can have around the valuation of the liabilities calculated by the scheme actuary.

As data is collected and reconciled on a monthly basis the Funds hold consistently high quality data. Validation of the data processed by the transferring system and reconciliation of the data received ensures that inaccurate or missing data is caught at source or queried upon receipt.

As part of the annual scheme return all LGPS Schemes are required to score the quality of their data. For accurate scores that are comparable to other Funds the NESPF contracted with Aquila Heywood to use their Data Quality Analysis Tool. In November 2019 Heywood carried out the first of three annual evaluations against the data held by the Fund. The scores provided as part of the results were reported in the 2019 annual return. The scores of 98.3% for common data and 97.1% for scheme specific data fell well above the national average for the 50 plus LGPS funds that have used this analysis tool for the same purpose.

Although the Funds can take great pride in the quality of the data held, work continues to improve and maintain data quality through the implementation of the NESPF data

quality improvement plan. The plan, used in conjunction with the in-depth reports provided as part of the data analysis service contract with Heywood, works towards meeting the following objectives:

1. To maintain the accuracy of member records to ensure that benefits held and paid are correct
2. To meet the regulatory requirements of pension administration including the Pensions Regulator Code of Practice 14
3. To provide comfort to the Administering Authority and participating employers in the accuracy of the actuarial results based on the quality of the data provided
4. To ease the administrative burden of incomplete or inaccurate records.

In addition to maintaining the accuracy of the current data and improving the historical data the plan details projects regarding tracing members and reducing the number of unprocessed records. Work continues around the completion of the reconciliation of Guaranteed Minimum Pensions (GMP) with Her Majesty's Revenue and Customs (HMRC).

Collaboration through CLASS

The Funds recognise the importance of working with other authorities and the software provider, Aquila Heywood, through the CLASS (Computerised Local Authority Superannuation System) group. Currently the group consists of 81 administering authorities in England, Wales, Scotland and Northern Ireland (NILGOSC), with all 11 Scottish funds currently using the Altair pension administration system.

CLASS collaboration takes many forms including regional and national user groups, a national testing working party for every software release and regular webinars on system issues and development. These events provide an opportunity to collaborate with colleagues from other funds to discuss system issues, consider development ideas and share best practise.

The regional group attended by staff contains Scottish funds only and is one of six regional groups in Britain and is currently chaired by NESPF. Staff also attend national user groups for Altair Payroll, MSS and i-Connect.

In October 2019 at the i-Connect user group in Manchester NESPF staff were invited to do a presentation on data quality and reconciliation of monthly submissions and sit on an expert panel for a question and answer session.

Staff participated in two Testing Working Parties (TWP) during 2019/20. In August, the Funds chaired the TWP for the Altair 10 software release and helped test developments which included a change to additional pension benefit calculation methodology for Scotland, paperless pay advices and functionality for members to upload documentation through MSS. Other sites that made significant contributions to the successful testing and sign-off of the release included Greater Manchester, NILGOSC and Oxfordshire.

Although the TWP is a big commitment, taking part provides early access to the latest software which benefits staff, members and employers.

Merge of the Aberdeen City Council Transport Fund and the Strathclyde (No. 3) Fund

In September 2018 First Group approached both the ACCTF and Strathclyde Pension Fund to express their desire to reduce the risk associated with their liabilities held within the LGPS (Scotland). One way to achieve this was to secure the liabilities by way of a buy-in. A buy-in is an insurance policy, purchased by a pension fund, that is an exact match against some, or all of the liabilities held. A buy-in would allow the fund to transfer the longevity risk to the insurer and create certainty around the valuation of the liabilities insured. Unlike a buy-out, the administration of all benefits is maintained within the fund and, should final pricing allow the final purchase to go ahead, would be the first of its kind in LGPS (Scotland).

In order to secure the best price for any potential buy-in and make the proposal more attractive to insurers it was agreed that the liabilities for both the ACCTF and Strathclyde No. 3 Fund would need to be included. Administratively, the easiest way to achieve this would be through a merge of both Funds.

There were additional advantages to the merge which included: the levelling out of funding due to Strathclyde (No. 3) Fund being over funded and the ACCTF being underfunded; the ability to increase the strength of the employer covenant supporting the liabilities held; and simplification of the management of the administrative relationship for First Group.

Aberdeen City Council expressed an interest in acting as the receiving administering authority for the merged liabilities and this was agreed by both the Aberdeen City Council and Glasgow City Council at committee level.






Following application for approval to the Scottish Government and guidance by legal advisors, the scheme actuaries and system providers, the transfer of the liabilities and member records took place in 2019. Communication with members was an integral part of the project to ensure smooth transition, with the first pension payment of Strathclyde pensioners being made in Aberdeen on 15th September 2019. Further work was undertaken to ensure the transfer of assets held was finalised in January 2020 and all signed admission agreements and additional guarantee are now held by the ACCTF.



The successful merge allowed the ACCTF to begin the buy-in process with the approval of the Pensions Committee and an understanding of the clear benefits that this method of de-risking would provide. It was decided following project work carried out by the First Group that the buy-in of pensioner liabilities only would attract the most insurance company interest and would be most cost effective for the ACCTF.

Since completion of the merge, the ACCTF have been working with buy-in specialists at Mercer to secure initial bids through a transparent procurement process.

Unfortunately, having given the insurers the opportunity to bid in early 2020, the COVID crisis and the effect on the assets held have meant that the project has been paused due to the current uncertainty. However, the ACCTF remain committed to progressing the buy-in at the earliest opportunity due to the benefits it will provide for both the ACCTF and First Group and hope to enter into an agreement in advance of the 2020 valuation results.


5. Financial Performance

2019/20 at a Glance		
North East Scotland Pension Fund		Aberdeen City Council Transport Fund
£144m	 Contributions Receivable	£2m
£155m	 Benefits Payable	£9m
£20m	 Management Expenses	£290k
£(72)m	 Net Return on Investments	£(6)m
£4,367m	 Net Assets of the Fund at the End of Year	£309m

Key Statistics		
North East Scotland Pension Fund		Aberdeen City Council Transport Fund
50	 Total Number of Employers	2
69,417	 Total Membership	1,630


2,049

Votes at AGMs




35%

All Fund Members Registered for MSS




985,629

Updates Processed



33.5

Staff Employed (FTE)



North East Scotland Pension Fund Financial Summary

	2015/16 £'000	2016/17 £'000	2017/18 £'000	2018/19 £'000	2019/20 £'000
Contributions Less Benefits and Expenses paid Net Additions/ (Deductions)	(13,485)	(15,456)	(18,219)	(19,697)	(30,977)
Net Investment Income Change in Market Value Net Return on Investment	23,929	648,411	329,035	363,300	(71,648)
Net Increase/ (Decrease) in Fund	10,444	632,955	310,816	343,603	(102,625)
Fund Balance as at 31 March (Market Value)	3,181,793	3,814,748	4,125,564	4,469,167	4,366,542

The monies belonging to the North East Scotland Pension Fund and the Aberdeen City Council Transport Fund are managed entirely by appointed fund managers and are held separate from any of the employing bodies which participate in the Funds. The only exception to this is a small investment in Aberdeen City Council's Loan Fund, which varies year on year and represents surplus cash from contributions not yet transferred to the fund managers.

After meeting the cost of current benefits, all surplus cash is invested and the value of investments is then available to meet future liabilities.

Budget

	Note	Actual Spend 2019/20 £'000	Budget or Forecast* 2019/20 £'000	Over or (Under) Spend 2019/20 £'000
Administration Expenses	1	1,822	2,036	(214)
Oversight and Governance Expenses	2	422	601	(179)
Investment Management Expenses*	3	17,953	20,083	(2,130)
Management Expenses Total		20,197	22,720	(2,523)

Where the variance is +/- 5%, an explanation is outlined below:

1. Under spend – New staff posts some of which were recently filled and some yet to be filled.
2. Under spend – Reduction in actuarial fees, as focus switched to the merge of the Transport Funds.
3. Under spend – This is a forecast* rather than a traditional budget. This is largely due to the level of estimation and the extent of the unknown, especially given that the expenses are based upon an unpredictable market activity/value. However, the under spend is largely associated with the reduction in market value arising from the COVID-19 outbreak.

Membership Statistics

NESPF	2015/16	2016/17	2017/18	2018/19	2019/20
Active	24,546	25,329	25,568	25,892	26,275
Pensioners	18,328	19,111	20,023	21,029	22,156
Deferred	16,590	16,888	17,218	17,846	17,965
Frozen Leavers	1,865	2,232	2,435	2,759	3,021
Total	61,329	63,560	65,244	67,526	69,417

Active membership has risen from 2018/19 to 2019/20 with all of the local authorities showing an increase in the number of records held. As 2019/20 was a re-enrolment year for the larger authorities, members that had previously opted out of the scheme were taken back in automatically. Changes to payroll systems and the way employment records are held may also have had an impact on the number of pension records held for active members. Pensioner numbers continue to increase as the use of voluntary severance schemes encourage more eligible employees to take early retirement.

Management Expenses

	2015/16 £'000	2016/17 £'000	2017/18 £'000	2018/19 £'000	2019/20 £'000
Administration	1,542	1,563	1,638	1,634	1,822
Oversight and Governance	348	468	467	474	422
Investment Management	14,627	16,455	19,092	18,665	17,953
Total Management Expenses	16,517	18,486	21,197	20,773	20,197

Unit Cost Per Member

	2015/16 £	2016/17 £	2017/18 £	2018/19 £	2019/20 £
Administrative Unit Cost per Member	25.14	24.59	25.11	24.20	26.25
Oversight and Governance Unit Cost per Member	5.68	7.36	7.16	7.02	6.08
Investment Management Unit Cost per Member	238.50	258.89	292.62	276.41	258.62
Total Cost per Member	269.32	290.84	324.89	307.63	290.95

Aberdeen City Council Transport Fund Financial Summary

	2015/16 £'000	2016/17 £'000	2017/18 £'000	2018/19 £'000	2019/20 £'000
Contributions Less Benefits and Expenses paid Net Additions/ (Deductions)	(1,347)	(1,731)	(2,669)	(1,900)	(7,024)
Net Investment Income Change in Market Value Net Return on Investment	(2,050)	15,454	2,774	7,129	(5,836)
Net Increase/ (Decrease) in Fund	(3,397)	13,723	105	5,229	(12,860)
Transfer of Cash/Stock	0	0	0	0	216,388
Fund Balance as at 31 March (Market Value)	86,243	99,966	100,071	105,300	308,828

Membership Statistics

Transport Fund	2015/16	2016/17	2017/18	2018/19	2019/20
Active	71	61	48	42	77
Pensioners	411	423	434	429	1,373
Deferred	133	121	114	110	171
Frozen Leavers	9	9	9	9	9
Total	624	614	605	590	1,630

Following an application to the Scottish Public Pensions Agency (SPPA), Strathclyde No. 3 Fund merged with the Aberdeen City Council Transport Fund in the financial year 2019/20. All membership data held by Strathclyde Pension Fund was transferred electronically to the ACCTF in advance of the official merge with the first pension payment being made by the ACCTF on 15 September 2019. The transfer included 52 active members, 83 deferred members, 945 pensioners and 1 frozen leaver.

Both admission agreements for First Glasgow and First Aberdeen are closed to new entrants and are very mature in nature therefore the combined membership totals will continue to reduce on an annual basis.

Management Expenses

	2015/16 £'000	2016/17 £'000	2017/18 £'000	2018/19 £'000	2019/20 £'000
Administration	46	50	51	50	60
Oversight and Governance	16	38	72	31	49
Investment Management	166	157	868	231	181
Total Management Expenses	228	245	991	312	290

Unit Cost Per Member

	2015/16 £	2016/17 £	2017/18 £	2018/19 £	2019/20 £
Administrative Unit Cost per Member	73.72	81.43	84.30	84.75	36.81
Oversight and Governance Unit Cost per Member	25.64	61.89	119.01	52.54	30.06
Investment Management Unit Cost per Member	266.02	255.70	1,434.71	391.52	111.04
Total Cost per Member	365.38	399.02	1,638.02	528.81	177.91

Remuneration Report

There is no need to produce a remuneration report for the Pension Funds as the Funds do not directly employ any staff. All staff are employed by Aberdeen City Council and their costs reimbursed by the Pension Funds. The councillors who are members of the Pensions Committee and the Pension Board are also remunerated by the Council.

Key management personnel for the Funds are explained in the North East Scotland Pension Fund and the Transport Fund Annual Accounts. Full details of councillor and senior employee remuneration can be found in the Remuneration Report in Aberdeen City Council's Financial Statements.

6. Economic and Market Background

It may seem a distant memory, however 2019 was a strong year for financial markets, with most asset classes delivering positive returns. We saw a stabilisation in global growth, helped by the US-China trade truce; plus, supportive economic monetary policies of central banks including the US Federal Reserve. Towards the end of January 2020, the World Health Organisation declared that Coronavirus (COVID-19) was a global pandemic as the virus spread across the world. This unprecedented event caused a major shock to global stock markets and our way of life. We have seen headline grabbing moves across most asset classes despite the unprecedented actions taken by governments and central banks to provide financial support to the world economy. Volatility was unprecedented with stocks having the best and worst sessions in a decade on consecutive days, moving around amid widespread investor concern.

US

Despite the significant political risks and fears of global economic slowdown, 2019 was great for US equities. The S&P 500 saw its best year since 2013 and Nasdaq had its loftiest annual performance in six years. The rally was driven by increasingly conciliatory negotiations between the U.S. and China and dovish policy from the Federal Reserve Bank. A sense of optimism spilled over into 2020, when US markets made fresh highs. However, news of the deadly COVID-19 spreading from China caused havoc, wiping out gains, leaving the US down just under 3%.

UK

UK markets had a slow start to 2019 with political uncertainty and Brexit worries subduing UK stocks. However, the passing of a withdrawal agreement by a newly elected UK parliament lifted sentiment and markets responded positively. As we came into 2020, and investors feared that the spread of COVID-19 would destroy economic growth, gains vanished, and the index closed down over 18%.

Europe

2019 was one of the best years for European equities in two decades after strong runs in 1999 and 2009. The market was driven by ample M&A activity and share buy backs as well as easing measures from the European Central Bank. However, Europe was not immune to steep sell offs and market volatility as the global pandemic took hold with the market closing down 8% for the 12 months to 31 March.

Japan

In 2019, Japan was the second-best performer among major indexes in Asia behind China. The market was buoyed by the Bank of Japan announcing a massive stimulus package to help its economy. However, after a promising start to 2020, stocks fell, as concerns about a Coronavirus-induced recession grew.

Emerging Markets

Despite the volatility that afflicted the Emerging Markets for much of the year, the asset class produced positive returns in 2019. This in part driven by the rise of optimism that a trade deal may be forthcoming between the US and China. With the global outbreak front and centre, in the first quarter of 2020 the Emerging Markets were sharply down, finishing the 12 months to 31 March, down 13%.

Bonds

Bond market returns were better than anticipated in 2019, as concerns about economic growth, inflation outlook and the likelihood of central banks raising interest rates all acted as positive catalysts for the asset class. This was largely validated by disappointing economic data in China, Europe and the US, and by a marked shift in the tone of the European Central Bank and Federal Reserve. This environment was supportive for developed and emerging government bonds, as well as high yield and investment grade debt issuances. However, Bond markets have not been immune to the COVID-19 crisis. Having initially rallied as equities fell, developed market government bond yields moved higher (i.e. prices fell) in mid-March. This is highly unusual in times of market stress and one explanation is that this was driven by market participants selling their most liquid assets to meet collateral requirements, or to raise cash. However, the announcement of trillions of dollars of stimulus from central banks around the world has reversed this sell-off. Elsewhere, Emerging Market government bonds have been materially affected by the current crisis with the main impact seen in their currencies. Credit spreads (the difference between the yield on a corporate bond and a sovereign bond of the same maturity) have also moved sharply wider indicating that corporate credit is seen as riskier than it was.

Property

Over the 12 months to March 2020, according to the Morgan Stanley Capital International (MSCI) Monthly Index, property recorded a total return of 0.1%. This was markedly down on the 5.6% recorded over the previous 12-month period and the weakest since 2009. Capital values fell by 5.0% in the year to March 2020, with rental value growth negative at -0.2% and equivalent yield impact at -4.5%.

The retail sector continued to underperform over the 12-month period, posting a negative total return of -9.7% with COVID-19 adding to the headwinds impacting on investment sentiment and rental levels at the very end of the period. Indeed, monthly returns lower than the -4.2% recorded in March have only been seen twice in the 33 years of data. All other sectors delivered positive returns, with the small residential sample posting the highest total return of 6.3%, closely followed by industrials at 5.8% and offices at 3.9%.

Capital value growth was dispersed across sectors over the year to March, with the retail sector recording a large decrease of 15.3%, although its income return, at 6.6%, remained higher than all other sectors. Hotel capital values decreased by 3.8%, whilst industrials and residential delivered small but positive capital returns of 1.0% and 1.3% respectively over the 12-month period. Office values had been growing modestly but ended the period 0.9% lower after values fell 1.4% in the month of March.

Market rental values delivered positive, yet modest, growth for most sectors, with industrial, office and residential rents growing 3.1%, 1.9% and 1.1% respectively. Retail growth was negative at -5.2% for the year, highlighting challenging occupational market conditions for the sector.

Market Returns	1 Year (%)	3 Years (% p.a.)	5 Years (% p.a.)
Equities:			
FTSE All Share Index	-18.5	-4.2	0.6
FTSE All World Index	-6.2	2.2	7.2
FTSE All World ex UK	-5.5	2.6	7.6
FTSE North American Index	-2.8	5.0	10.1
FTSE European (ex UK) Index	-8.0	-0.5	3.8
FTSE Japan Index	-2.1	1.4	6.0
FTSE Developed Asia (ex Japan) Index	-17.6	-4.2	2.7
FTSE Emerging Markets Index	-13.0	-1.2	3.6
Bonds:			
FTA Government Securities All Stocks	9.9	4.6	4.7
ML UK Corporate Bonds	1.7	2.2	3.2
FTA Index Linked All Stocks	2.2	2.7	5.7
Above are total returns in Sterling. Source: Datastream content from Refinitiv			

7. NESPF Investment Strategy

The NESPF's investment strategy is one of diversified investment, which means that investments are spread across different investment asset types and different countries, sectors and companies, in order to reduce the overall risk.

There are a range of fund managers employed to again spread risk, with different style biases, each with clear and documented agreements in place detailing their investment mandates. The Funds also employ an independent Global Custodian.

The objective of the investment strategy is to deliver long term returns which are greater than the growth in expenditure to be paid out in pensions. The investment strategy is monitored on an ongoing basis by the Pensions Committee and Pension Board, focusing on long term investment with consideration given to short term tactical considerations if appropriate.

The suitability of particular investments and types of investments are detailed in the Statement of Investment Principles. The Funds take proper advice at reasonable intervals regarding their investments, through their appointed advisors.

Asset Structure 2019/20

Asset Class	Distribution as at 31 March 2019		Distribution as at 31 March 2020	
	Fund Actual %	Fund Benchmark %	Fund Actual %	Fund Benchmark %
Equities (including Alternative Assets)	76.0	57.5	65.5	57.5
Bonds / Credit	10.0	20.0	20.0	20.0
Property / Infrastructure	11.2	20.0	12.6	20.0
Cash / Other	2.8	2.5	1.9	2.5
Total	100.0	100.0	100.0	100.0

The NESPF continues to re-balance assets in line with its revised investment strategy, aiming to de-risk by reducing exposure to equities and increasing real assets and alternatives.

The current Investment Strategy for the North East Scotland Pension Fund is set out in the Statement of Investment Principles as follows:

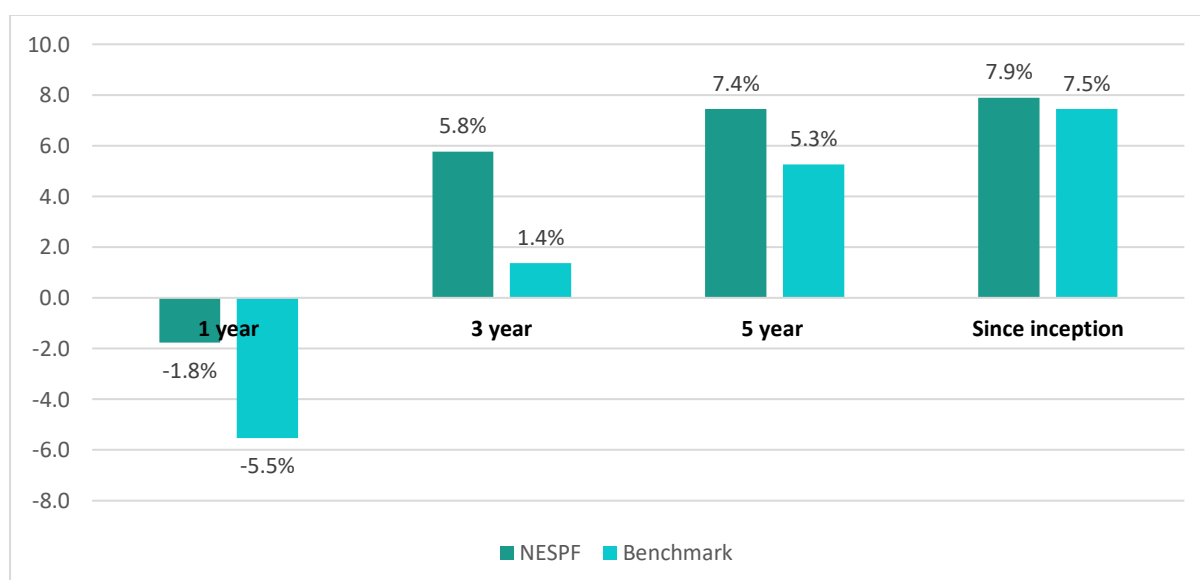
Equities	45.0% (range +/- 5%)
Alternative Assets (including private equity)	12.5% (range +/- 5%)
Bonds / Credit	20.0% (range +/- 5%)
Property / Infrastructure	20.0% (range +/- 5%)
Cash / Other	2.5% (range +/- 5%)

North East Scotland Pension Fund Performance

For the best part of year 2019/20 investment returns were actually very strong and the Fund continued to re-balance and fold in investment gains made. However, towards the end of the period the unforeseeable impact of the COVID-19 pandemic struck and investment performance turned significantly, ending negatively across most asset classes. Risk assets, in particular equities have been more severely impacted, but this is why the Fund is well diversified and has other assets in the portfolio to provide defensive support.

It is notable that despite a difficult year, the Fund has outperformed the benchmark returns over all periods and comparators such as CPI and Average Earnings over the longer term. This provides assurance that the Fund's Investment Strategy will continue to deliver the required returns over the longer term.

The graph below shows the Fund's performance over the short, medium and long term against the Fund's customised benchmark.



Whilst employee contribution rates and benefits payable are set by statute, the long term liabilities of the Fund are linked either to wage inflation or to price inflation. It is the Fund's performance against these benchmarks that affect the long term employer contribution rate, which is variable. Over the longer term, the performance of the Fund remains ahead of both Average Earnings and CPI.

Year Ending	2017/18	2018/19	2019/20	Since Inception Annualised
	%	%	%	%
CPI*	2.5	1.9	1.5	2.5
Average Earning*	2.6	3.2	2.4	2.9
NESPF Return	11.1	8.5	-1.8	7.9

*Source: Office of National Statistics

Investment Management Structure

The Investment Management Structure is contained within Note 11: “Investments Analysed by Fund Manager” within the NESPF Accounts and within Note 9 of the ACC Transport Fund Accounts.

8. ACCTF De-Risking Strategy and Performance

The Aberdeen City Council Transport Fund has until recently been on a de-risking or “flightpath” strategy, therefore measuring performance versus Funding Level with the aim to being 100% funded and thus covering all liabilities.

The aim of the strategy is to reach the funding requirement of 100% funding in a manner that reduces both interest and inflation risk exposure. The strategy consists of a portfolio of growth assets to achieve the 100% funding target and portfolio of matching assets to meet current liabilities.

The aim of the flightpath is to “lock in” improvements in funding by switching from growth to defensive or matching assets. The de-risking plan is to be reviewed in line with the triennial actuarial valuation and is structured to keep contributions as stable as possible.

Over the course of last year, the flightpath strategy returned 1.31% and is now in the process of being merged with the Strathclyde Transport Fund. This process will involve combining both sets of liabilities, effectively insuring out some of those liabilities known as a ‘Buy In’ and then re-assessing the investment strategy to align to the new target. All investment assets have now been received and at present there is an interim investment strategy in place to manage volatility, whilst the exercise is being conducted.

9. Risk

A key element to risk management is the structured delegation of powers from the Council to the Pensions Committee and then to Senior Officers. To complement the delegation to Senior Managers, there is extensive and detailed accountability back to Committee on how these delegations have been exercised. Full details of the structure of delegated powers are contained in the Pension Funds' Governance Statement.

Investment Risk is recognised as falling into two distinct areas: Manager Skill (alpha) and Market Risk (beta). The structure of the Investment Strategy reflects this and is designed with the support of external expert advice. Details are contained in the Statement of Investment Principles and the Funding Strategy Statement.

The operational management of investment risk forms the basis of quarterly reporting to the Pensions Committee and Pension Board.

The Funds' approach to risk is dynamic and can be revised in response to short term market events.

Benefit Risk is also recognised as falling into two distinct areas: Operational Risk (regulation compliance and staffing) and Information Technology (IT) risks. The risks associated with the operational payment of benefits and recording of pensioner records produces a complex set of risks. These are mitigated with the use of a dedicated pension administration system that is thoroughly and regularly tested, combined with the hierarchical checking of output by pension staff. IT risk is mitigated by using an externally hosted benefit administration system subject to regular update and review.

It is recognised that all services are very dependent upon third party contracts ranging from IT through to investment managers. All are subject to regular review and monitoring.

Risk Management

Risk management is an ongoing process with quarterly reporting provided to the Pensions Committee and can be found within the Committee packs. These reports detail the progress achieved in the implementation of the action plan, the ongoing review of the Risk Register and reporting of new risks that have been identified.

10. Funding Strategy Statement

The long term objective of the Funds is to achieve and maintain sufficient assets in order to pay all pension benefits as they fall due. The Funding Strategy Statement (FSS) addresses the issue of managing the need to fund those benefits over the long term, whilst at the same time facilitating scrutiny and accountability through improved transparency and disclosure.

The purpose of the FSS is therefore:

- To establish a clear and transparent Fund specific strategy which will identify how employers' pension liabilities are best met going forward by taking a prudent longer term view of funding those liabilities.
- To establish contributions at a level to "secure the solvency" of the Pension Funds and the "long term cost efficiency".
- To have regards to the desirability of maintaining, as much as possible, a constant primary contribution rate.

The FSS is required as part of Regulation 56 of the Local Government Pension Scheme (Scotland) Regulations 2018. As part of the 2017 actuarial valuation, the FSS for both the North East Scotland Pension Fund and the Aberdeen City Council Transport Fund were reviewed, with employers consulted on the revised version.

Copies of the full statement are available at www.nespf.org.uk

11. Statement of Investment Principles

This statement sets out the principles governing decisions about investments for the North East Scotland Pension Fund and Aberdeen City Council Transport Fund.

All investment decisions are governed by the Local Government Pension Scheme (Management and Investment of Funds) (Scotland) Regulations 2010.

The Funds' objective is to meet benefit liabilities as they fall due at a reasonable cost to participating employers, given that employee contributions are fixed. "Reasonable" in this context refers to both the absolute level of contribution – normally expressed as a percentage of pensionable payroll – and its predictability. The employer contribution rates are impacted by both the assessed level of funding - ratio of the value of assets to liabilities – and the assumptions underlying the actuarial valuation.

The Funds' target is a 100% funding level. 'Growth' assets, such as equities, are expected to give a higher long term return than 'liability-matching' assets, such as bonds. The benefit of higher investment returns is that, over the long term, a higher level of funding should achieve lower employer contribution rates. However, the additional investment returns from growth assets come with a price: greater volatility relative to the liabilities, thus introducing risk. The risk is evidenced by the potential volatility of both the funding level and the employer contribution rate. There is therefore a trade-off between the additional investment return from greater exposure to growth assets and its benefits – higher funding level, lower employer contribution level – and the benefits of greater predictability – of both funding level and employer contribution rate – from having greater exposure to liability matching assets.

The trade off and its consequences on both funding level and employer contribution level, were examined by the Pensions Committee and led to the strategic benchmarks.

The full statement is available at www.nespf.org.uk

12. Environmental, Social and Governance Issues

As a long-term investor, the Funds have a duty to engage with the companies we invest in on Environmental, Social and Governance (ESG) issues.

What makes engagement necessary?

Put simply the interests of those who have control over a firm can differ from the interest of those who supply the firm with external finance i.e. the shareholders. With positive engagement you can help achieve better outcomes and awareness on topics such as executive compensation, environmental issues, corporate governance, and other topics falling outside of the usual financial and strategic conversations. The Funds believe engagement is the best approach to achieving better outcomes.

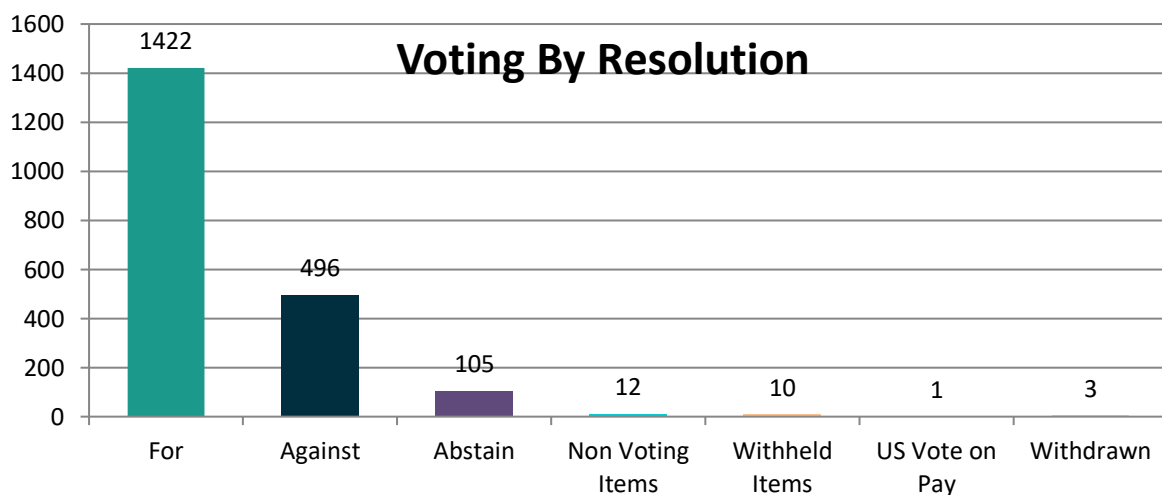
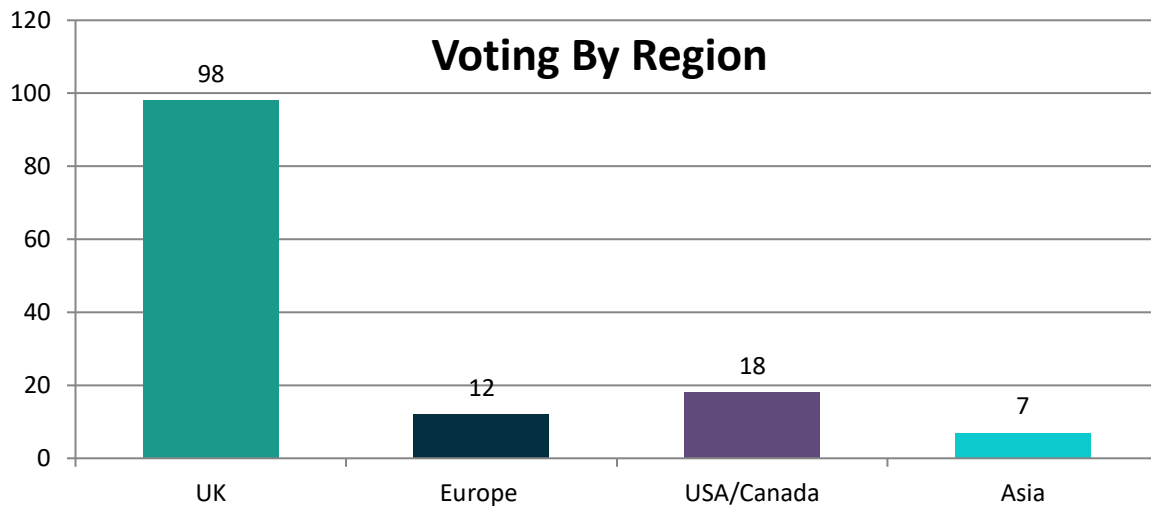
The below gives a snapshot of the activities that the Funds have undertaken on governance and engagement over the past year.

Voting

As an institutional shareholder we have a responsibility to make full use of our voting rights which enables the Funds to promote good governance practices in the companies in which we invest.

The Funds vote in-house on all our active Managers holdings and over the last year have voted at 135 Annual General Meetings/Special meetings on 2,049 resolutions. The Funds' voting advice is provided by P.I.R.C (Pensions & Investments Research Consultants Ltd). Additional advice is also received from the Local Authority Pension Fund Forum.

Further information on the Funds' Voting record can be found on our website <https://www.nespf.org.uk/about/investment/responsible-investment/voting/>



During the year to 31 March 2020, the main reasons for casting a vote against a resolution are listed below:

Annual Reports

- Vote on dividend or dividend policy not put to shareholders which is contrary to best practice.

Share Issues/Re-purchase

- No clear justification for the re-purchase put forward by the board.

Election of Directors

- Insufficient Independent representation on the board.
- Lack of board diversity.
- Concerns over aggregated time commitments.

Engagement

Local Authority Pension Fund Forum (LAPFF)

LAPFF is the UK's leading collaborative shareholder engagement group with combined assets of over £300 billion and brings together over 80 local authority pension funds and six pools. The Forum provides a unique opportunity for Britain's local authority pension funds to discuss shareholder engagement and investment issues. Councillor M. Tauqeer Malik, our Pensions Committee convenor, is a member of the LAPFF executive committee.

Some examples of the engagement work undertaken by LAPFF are noted below:

Climate Change

LAPFF's two main areas of work on this issue are:

1. Engagement - this work included raising climate risk and carbon management in nearly every direct company engagement. It has also involved being increasingly active in the Climate Action 100+ campaign and other international collaborative investor initiatives.
2. Social Impact – A Just Transition on Climate Change
The social dimension of the transition to a resilient and zero-carbon economy has been given insufficient attention, notability in terms of the implications in the workforce and wider community. The entire Just Transition initiative is premised on the need to achieve a net zero economy for both social and environmental reasons.

Achievements

- Given that construction and building work contributes around 40% of the UK's total carbon footprint, addressing new build as well as retrofitting is a core component of the zero-carbon drive. A positive outcome here is Taylor Wimpey's commitment to set science-based targets.
- LAPFF was also able to leverage collaboration through its partnership with the US-based Climate Majority Project. Joining a call to the 20 largest carbon emitting US utility companies to commit to achieving net-zero carbon emissions by 2050. By the end of September, Entergy, NextEra, WEC Energy Group and NRG Energy indicated 2030 targets in line or ahead of science-based parameters.
- After consistent engagement with LAPFF and other investors ArcelorMittal announced an aim to be carbon neutral in European operations by 2050.

Plastics

During the last year the Forum has progressed work on the issue of plastics, joining a coalition of investors engaging with companies on the overall threats posed by plastic waste and pollution.

The Forum met with two companies on this issue, Nestle & PepsiCo, as well as discussing single use plastic specifically. Additionally, the Forum co-signed a letter to a range of companies on reducing plastic pellet loss. Pellet loss is incurred during both the manufacturing and transport stages, these pellets create pollution in the oceans and on the beaches.

Achievements

- Following on from engagement PepsiCo has committed to reducing use of virgin plastic across its portfolio by 35% by 2025. This is additional to the company's commitment to increase its use of recycled commitment in plastics packing by 30%.

The above are just a few examples of engagement carried out by LAPFF, more in-depth information can be found at <http://www.lapfforum.org>

Climate Action 100+

Climate Action 100+ is an investor initiative launched in 2017. There are two categories of participation, Participant or Supporter. The Funds are a Supporter in this initiative.

Its aim is to ensure the world's largest corporate greenhouse gas emitters take necessary action on climate change. More than 450 investors with over \$40 trillion in assets collectively under management are engaging companies to:

- Curb emissions
- Improve governance
- Strengthen climate related financial disclosures

The companies include 100 'systemically important emitters', accounting for two-thirds of annual global industrial emissions, alongside more than 60 others with significant opportunity to drive the clean energy transition.

Achievements

- Rio Tinto has exited from mining coal, published a Task Force Climate-related Financial Disclosure (TCFD) report, and committed to an asset by asset review to set emissions reduction targets.
- Royal Dutch Shell released a statement committing to a range of industry leading climate commitments, including emissions reduction targets that include Scope 3 emissions.
- Maersk the world's biggest shipping company committed to net zero emissions by 2050.

The first progress report has now been produced and the full report can be found on our website- <https://www.nespf.org.uk/about/investment/responsible-investment/>

Principles for Responsible Investment (PRI)

PRI is the world's leading proponent of responsible investment.

It works to understand the investment implications of environmental, social and governance (ESG) factors and to support its international network of investor signatories in incorporating these factors into their investment and ownership decisions. The PRI acts in the long-term interests of its signatories, of the financial markets and economies in which they operate and ultimately of the environment and society as a whole.

Through being members of the PRI, we have the opportunity to become involved in issues at an early stage and to effect change on a global basis.

Through the year the Funds have added their name to:

- | | |
|----------|--|
| Feb 2020 | Legislation - Letter sent to the Securities and Exchange Commission in the USA on its proposed changes to shareholder proposals and proxy firms. |
| Aug 2019 | Deforestation – Statement to companies asking them to demonstrate clear commitment to eliminate deforestation within their operations and supply chains. |
| Jun 2019 | Climate Change – Global investor statement to governments in advance of G20 Summit in Osaka |
| Aug 2019 | Palm Oil - Statement of Investor expectations in the Palm Oil Industry |

More information on the above can be found on our website at <https://www.nespf.org.uk/about/investment/responsible-investment/>

13. Acknowledgement

The production of the Annual Report and Accounts is very much a team effort involving many staff as well as information supplied by our advisors. We would like to take this opportunity to acknowledge the considerable efforts of staff in the production of the 2019/20 Annual Report and Accounts.



Angela Scott
Chief Executive



Jonathan Belford, CPFA
Chief Officer – Finance



Councillor M. Tauqeer Malik
Pensions Committee Convener

On behalf of Aberdeen City Council

29 September 2020

Statement of Responsibilities

The North East Scotland Pension Funds are governed by an Administering Authority, Aberdeen City Council, and are required to:

- Make arrangements for the proper administration of their financial affairs and to secure that the proper officer of the authority has responsibility for the administration of those affairs (section 95 of the Local Government (Scotland) Act 1973). For the North East Scotland Pension Funds, that officer is the Chief Officer - Finance for Aberdeen City Council.
- Manage their affairs to secure economic, efficient and effective use of resources and safeguard its assets.
- Ensure the Annual Accounts are prepared in accordance with legislation (The Local Authority Accounts (Scotland) Regulations 2014) and so far as is compatible with the legislation, in accordance with proper accounting practices (section 12 of the Local Government in Scotland Act 2003).
- Approve the Annual Accounts for signature.

I confirm that these Annual Accounts were approved for signature by the Pensions Committee at its meeting on 29 September 2020.

Signed on behalf of Aberdeen City Council

Councillor M. Tauqeer Malik

Councillor M. Tauqeer Malik
Pensions Committee Convener

The Chief Officer - Finance responsibilities:

The Chief Officer - Finance is responsible for the preparation of the Pension Funds' Annual Accounts in accordance with proper practices as required by legislation and as set out in the CIPFA/LASAAC *Code of Practice on Local Authority Accounting in the United Kingdom* (the Accounting Code).

In preparing the Annual Accounts, the Chief Officer - Finance has:

- selected suitable accounting policies and then applied them consistently;
- made judgements and estimates that were reasonable and prudent;
- complied with legislation;
- complied with the Local Authority Accounting Code (in so far as it is compatible with legislation).

The Chief Officer - Finance has also:

- kept adequate accounting records which are up to date;
- taken reasonable steps for the prevention and detection of fraud and other irregularities.

Financial Position:

I certify that the Annual Accounts give a true and fair view of the financial position of the North East Scotland Pension Funds at the reporting date and the transactions of the Funds for the year ended 31 March 2020.



Jonathan Belford, CPFA
Aberdeen City Council, Chief Officer – Finance
Date: 29 September 2020

Annual Governance Statement

Scope of Responsibility

Aberdeen City Council has statutory responsibility for the administration of the Local Government Pension Scheme (LGPS) in the North East of Scotland.

As the Administering Authority for the Pension Funds, the Council is responsible for ensuring that its business, including that of the Pension Funds, is conducted in accordance with the law and proper standards, that public money is safeguarded, properly accounted for and used economically, efficiently and effectively.

In discharging this overall responsibility, the Aberdeen City Council Pensions Committee is responsible for putting in place proper arrangements for the governance of the Funds' affairs and facilitating the effective exercise of its functions, which includes arrangements for the management of risk.

The Council has approved and adopted a Local Code of Corporate Governance which is consistent with the principles of the Chartered Institute of Public Finance and Accountancy (CIPFA) and the Society of Local Authority Chief Executives (SOLACE) Framework: Delivering Good Governance in Local Government.

Purpose of the Governance Framework for North East Scotland Pension Funds

The governance framework comprises the systems, processes, culture and values by which the Administering Authority (including the Pension Funds) is directed and controlled. The Pension Funds comply with this framework ensuring that strategic objectives are monitored and to assess the effectiveness of services.

The North East Scotland Pension Funds are governed by the Local Government Pension Scheme (Scotland) Regulations. These include requirements for the preparation and production of several key policy documents including a Funding Strategy Statement and Statement of Investment Principles. These documents set out the Funds' objectives together with the main risks facing the Funds and the key controls in place to mitigate those risks.

The system of internal control is a significant part of the governance framework and is designed to manage risk to a reasonable level. It cannot eliminate all risk of failure and can therefore only provide reasonable and not absolute assurance of effectiveness.

A governance framework has been in place at Aberdeen City Council and North East Scotland Pension Funds during 2019/20 and up to the date of approval of the Annual Report and Accounts.

The Governance Framework

The Funds place reliance upon the Council's internal financial controls for its financial systems and that monitoring is in place to ensure the effectiveness of those controls. Within the overall control arrangements, the system of internal control is intended to ensure that assets are safeguarded, transactions are authorised and properly recorded, and material errors or irregularities are either prevented or would be detected within a timely period.

To help provide a framework of control, the Council's governance framework includes standing orders, financial regulations, financial/administrative monitoring and procedures (including segregation of duties, management supervision and a system of delegation and accountability). In addition, the terms of reference for the Pensions Committee sets out its role and delegated functions.

The systems include:

- Managing receipt of contributions from employees and employers and payment of benefits to retired members of the Funds;
- Review of financial and performance reports against forecasts, benchmarks and targets set;
- The preparation of regular financial reports which include funding updates and actual expenditure against forecasts; and
- Consideration of external and internal audit reports by the Audit, Risk and Scrutiny Committee and by the Pensions Committee.

These arrangements also include:

- A training programme to ensure that Pensions Committee and Pension Board members develop the required level of knowledge and understanding of the LGPS;
- Identifying the objectives of the Funds in the Funding Strategy Statements, Statement of Investment Principles and Service Plan. Quarterly updates are presented to the Pensions Committee;
- Monitoring the achievement of objectives by the Pensions Committee and senior officers;
- A systematic approach to monitoring service performance by the Pensions Committee, senior officers and stakeholders including benchmarking of services;
- A clear statement of risk combined with effective risk management arrangements. A risk register is updated and regularly reported to the Pensions Committee;
- The Monitoring Officer reports on any non-compliance with laws and regulations of which the Pensions Committee are made aware;
- Operating within clearly established investment guidelines defined by the Local Government Pension Scheme Investment Regulations and the Funds' Statement of Investment Principles;
- Compliance with the CIPFA Principles for Investment Decision Making in the Local Government Pension Scheme and the Myners Principles on investment;

- Appropriate investment custody arrangements with a global custodian and access to the custodian's extensive internal control framework;
- Monitoring of appointed fund managers and third-party providers ensuring compliance within their management agreements and receipt of assurances from them on the adequacy of the internal financial control systems operated by them.

The Public Service Pensions Act 2013 introduced new regulatory requirements including the introduction of a Pension Board. The Board assist the Administering Authority in delivering a regulatory compliant Scheme and was implemented from 1 April 2015. In addition, the Scheme now reports to The Pensions Regulator under the new governance arrangements. This provides additional assurances to all stakeholders that the Scheme has the appropriate internal and external governance framework in place.

Following the COVID-19 outbreak, all Council Committees were suspended. The purpose of the Urgent Business Committee (UBC) is to determine business of an urgent nature which might otherwise have been reported to Full Council or other Committees and Sub-Committees. Further details of the membership of the UBC meeting that was held on 30 June 2020 can be viewed on Page 5 of this Annual Report.

During the period of suspension, both Committee and Board members were in regular contact with Officers to receive updates, demonstrating an ongoing commitment to the effective governance of the Fund.

In September 2020, Board and Committee meetings will resume ensuring full oversight of the Audited Annual Report and Accounts 2019/20.

From 1 April 2016, the Pension Funds have also implemented a new structure that identified six key areas; Investment, Accounting, Administration, Technical, Employer Relationship and Governance.

Teams are now in place to continue to deliver an efficient and effective service to all stakeholders while providing succession planning and clear and accountable roles.

Review of Effectiveness

The Pension Funds have a responsibility for conducting, at least annually, a review of the effectiveness of their control environment including the system of internal control.

The Pension Funds approach this with reference to the Council and its approach. This considers different layers of assurance, namely management assurance both internally through the Council and the assurance and recommendations provided by internal audit; and external audit and other external scrutiny reports.

Management Assurance

As the administration of the Pension Funds was directly within the remit of the Chief Officer - Finance, assurance was sought from him in relation to the effectiveness of

internal financial controls. These assurances include internal financial controls and provide the opportunity to highlight any weaknesses or areas of concern that should be taken account of. For 2019/20, no significant areas of weakness were highlighted.

In reviewing this, it has been assessed that the Council's financial management arrangements conform to the governance requirements of the CIPFA statement on the Role of the Chief Financial Officer in Local Government (2010). Furthermore, in relation to statutory postholders, the effectiveness of the Council's arrangements can be evidenced through the relationship that they have had throughout the year with the Council and its officers, being full members of the Corporate Management Team. In addition, the Chief Officer - Finance and the Monitoring Officer are generally in attendance to advise not only the Council at its meetings, but the Audit, Risk and Scrutiny Committee, City Growth and Resources Committee and the Pensions Committee.

The Audit, Risk and Scrutiny Committee remains responsible for ensuring the effectiveness of the internal audit function and considering reports prepared by the external auditor. Further to this, the Pensions Committee is responsible for the internal and external audit functions in respect of the Pension Funds.

Assurance from Internal Audit

The internal audit function, for the Council and the Pension Funds, was under contract to Aberdeenshire Council during the financial year.

The focus of internal audit was on the Pension Funds' Investment Strategy and Investment Performance Management with the outcome to be reported to the September 2020 Pensions Committee together with any identified areas of good practice, improvement, and procedural compliance.

The Chief Internal Auditor's annual report concluded that in his opinion reasonable assurance can be placed upon the adequacy and effectiveness of the NESPF's framework of governance, risk management and control in the year to 31 March 2020.

At the Pensions Committee meeting on the 20 March 2020, the 2020/21 internal audit plan was approved to review payroll. The audit will focus on the calculation and payment of new and ongoing pensions, and transfer and termination of pension payments.

External Audit and Other External Scrutiny

The external auditor, Audit Scotland, reports to the Pensions Committee on the year-end financial audit and issues national performance audit reports.

Governance Compliance Statement

The LGPS regulations require administering authorities to measure their governance arrangements against the standards set out in the guidance. Where compliance does not meet the published standard, there is a requirement for administering authorities to set out any reasons for non-compliance in their Governance Compliance Statement. In

2019/20, there were no significant issues to highlight on the Governance Compliance Statement.

A copy of the Governance Compliance Statement can be found on our website www.nespf.org.uk.

Certification

It is our opinion that reasonable assurance can be placed upon the adequacy and effectiveness of systems of governance operated by Aberdeen City Council and the North East Scotland Pension Funds. The annual review demonstrates that the governance and internal control environment operated effectively during the 2019/20 financial year. On a quarterly basis, written updates regarding the Pension Funds' adherence to Investment Strategies and Performance are provided to the Pensions Committee.



Angela Scott
Chief Executive



Jonathan Belford, CPFA
Chief Officer – Finance



Councillor M. Tauqeer Malik
Pensions Committee Convener

On behalf of Aberdeen City Council

29 September 2020

Governance Compliance Statement

<u>Principle</u>	<u>Compliance</u>
1. Structure	
a) That representatives of participating LGPS employers, admitted bodies and Scheme members (including pensioner and deferred members) are members of either the main or secondary committee established to underpin the work of the main committee.	Partially compliant as per the Scheme Governance Compliance Statement
b) The management of the administration of benefits and strategic management of fund assets clearly rests with the main committee established by the appointing Council.	Fully compliant as per the Scheme Governance Compliance Statement
c) That where a secondary committee or panel has been established, the structure ensures effective communication across both levels.	
d) That where a secondary committee or panel has been established, at least one seat on the main committee is allocated for a member from the secondary committee or panel.	
2. Committee Membership and Representation	
a) That all key stakeholders are afforded the opportunity to be represented within the main or secondary committee structure. These include:- i) employing authorities (including non-Scheme employers, e.g. admitted bodies), ii) Scheme members (including deferred and pensioner Scheme members), iii) where appropriate, independent professional observers, and iv) expert advisors (on an ad-hoc basis).	Partially compliant as per the Scheme Governance Compliance Statement
b) That where lay members sit on a main or secondary committee, they are treated equally in terms of access to papers, meetings and training and are given full opportunity to contribute to the decision making process, with or without voting rights.	Fully compliant as per the Scheme Governance Compliance Statement
3. Voting	
a) The policy of individual administering authorities on voting rights is clear and transparent, including the justification for not extending voting rights to each body or group represented on main LGPS committees.	Fully compliant as per the Scheme Governance Compliance Statement

4.) Training/Facility time/Expenses	
a) That in relation to the way in which statutory and related decisions are taken by the Administering Authority, there is a clear policy on training, facility time and reimbursement of expenses in respect of members involved in the decision making process.	Fully compliant as per the Scheme Governance Compliance Statement
b) That where such a policy exists, it applies equally to all members of committees, sub-committees, advisory panels or any other form of secondary forum.	
c) That the Administering Authority considers the adoption of annual training plans for committee members and maintains a log of all such training undertaken.	
5.) Meetings (frequency /quorum)	
a) That an Administering Authority's main committee or committees meet at least quarterly.	Fully compliant as per the Scheme Governance Compliance Statement
b) That an Administering Authority's secondary committee or panel meet at least twice a year and is synchronised with the dates when the main committee sits.	
c) That an Administering Authority who does not include lay members in their formal governance arrangements, must provide a forum outside of those arrangements by which the interests of key stakeholders can be represented.	
6. Access	
a) That subject to any rules in the Council's constitution, all members of main and secondary committees or panels have equal access to committee papers, documents and advice that falls to be considered at meetings of the main committee.	Fully compliant as per the Scheme Governance Compliance Statement
7. Scope	
a) That Administering Authorities have taken steps to bring wider Scheme issues within the scope of their governance arrangements.	Fully compliant as per the Scheme Governance Compliance Statement
8. Publicity	
a) That Administering Authorities have published details of their governance arrangements in such a way that stakeholders with an interest in the way in which the Scheme is governed, can express an interest in wanting to be part of those arrangements.	Fully compliant as per the Scheme Governance Compliance Statement

Accounting Policies

The North East Scotland Pension Funds' Accounts have been prepared in accordance with the Code of Practice on local authority accounting in the UK (the Code).

The Annual Accounts summarise the Funds' transactions for the 2019/20 financial year and its position at year end as at 31 March 2020.

The Annual Accounts do not take account of the obligation to pay pensions and benefits which fall due after the end of the year.

The Funds' Annual Accounts are generally prepared on an accruals basis.

Contribution Income

Normal contributions, from both members and employers, are accounted for on an accruals basis. Employers' deficit funding contributions are accounted for on the due dates on which they are payable under the schedule of contributions set by the Scheme Actuary or on receipt (if earlier than the due date).

Employers' pension strain contributions are accounted for in the period in which the liability arises. Any amounts due in year but unpaid will be classed as a current financial asset.

Transfers to and from other Schemes

Transfer values represent the amounts received and paid during the year for members who have either joined or left the Fund during the financial year and are calculated in accordance with the Local Government Pension Scheme (Scotland) Regulations.

Individual transfers in/out are accounted for when received/paid, which is normally when the member liability is accepted or discharged.

Investment Income

Interest income is recognised in the Fund accounts as it accrues, using the effective interest rate of the financial instrument as at the date of acquisition or origination.

Dividend income is recognised on the date the shares are quoted ex-dividend. Any amount not received by the end of the reporting period is disclosed in the net assets statement as a current financial asset.

Distributions from pooled funds are recognised at the date of issue. Any amount not received by the end of the reporting period is disclosed in the Net Assets Statement as a current financial asset.

Property related income consists primarily of rental income. Rental income is demanded in accordance with the terms of the lease, generally being quarterly in advance.

The property portfolio accounts are prepared on an accruals basis.

Changes in the net market value of investments (including investment properties) are recognised as income and comprise all realised and unrealised profits/losses during the year.

Fund Account - Expenses

Benefits Payable

Pensions and lump sum benefits payable include all amounts known to be due as at the end of the financial year. Any amounts due but unpaid are disclosed in the Net Assets Statement as current liabilities.

Taxation

The Funds are a registered public service Scheme under section 1 (1) of Schedule 36 of the Finance Act 2004 and as such is exempt from UK income tax on interest received and from capital gains tax on the proceeds of investments sold. Income from overseas investments suffers withholding tax in the country of origin, unless exemption is permitted. Irrecoverable tax is accounted for as a Fund expense as it arises.

Management Expenses

The Code does not require any breakdown of Pension Fund management expenses. However, in the interests of greater transparency, the Pension Fund discloses its management expenses in accordance with CIPFA guidance on Accounting for Local Government Pension Scheme Management Costs.

a.) Administrative Expenses and Oversight and Governance Costs

All administrative expenses and oversight and governance costs are accounted for on an accruals basis. All staff costs are charged direct to the Fund. Accommodation and other overheads are apportioned to the Fund in accordance with Aberdeen City Council's policy.

b.) Investment Management Expenses

All investment management expenses are accounted for on an accruals basis.

Fees of the external investment managers and custodian are agreed in the respective mandates governing their appointments. Broadly, these are based on the market value of the investments under their management and therefore increase or reduce as the value of these investments change.

In addition, the Fund has negotiated performance related fees with several of its investment managers. Performance related fees were £6,047,983 in 2019/20 (2018/19 £6,146,372).

Where an investment manager's fee note has not been received by the balance sheet date, an estimate based upon the market value of their mandate as at the end of the year is used for inclusion in the Fund Account.

Financial Assets

Financial assets are included in the Net Assets Statement on a fair value basis at the reporting date. A financial asset is recognised in the Net Assets Statement on the date the Fund becomes party to the contractual acquisition of the asset. From this date any gains or losses arising from changes in the fair value of the asset are recognised by the Fund.

Valuation of Investments

All investments are valued at their market value at 31 March 2020 and are determined as follows:

All stocks within the FTSE 100 are valued on the basis of the last traded price recorded on SETS (the Stock Exchange Electronic Trading Service), while all other listed securities are valued on the basis of the market conventions where primarily traded, which is either last traded or bid market price.

Investments held in foreign currency have been valued on the above basis and translated into sterling at the rate ruling at the balance sheet date.

Managed funds including unit trusts are stated at the bid price of the latest prices quoted or the latest valuation by the Funds' custodian.

Private equity/debt and infrastructure assets are independently valued by the appointed Fund Manager and General Partners. Fair value is calculated by applying Private Equity and Venture Capital Valuation Guidelines.

Unlisted investments are valued using one of the following methodologies:

- Multiple (based on comparable quoted multiples and significant third-party transactions)
- Price of Recent Investment
- Net Assets
- Discounted Cash Flows or Earnings from Underlying Business

When applying an Earning Multiple, the Fund Manager/General Partner will use the best estimate of maintainable earnings. In accordance with guidelines, discounts have been applied for size, quality of earnings, gearing and dependency on one customer where appropriate. A Marketability Discount will also have been applied to reflect liquidity.

Direct property investments are valued by an external valuer (Savills UK Ltd), in accordance with the Valuation Standards issued by The Royal Institute of Chartered Surveyors.

The valuer's opinion of Market Value was primarily derived using:

- Comparable recent market transactions on arm's length terms.

A full copy of the valuer's report including all general assumptions and definitions is available on request from the Director of Resources, Aberdeen City Council, Resources, Level 1 West, Business Hub 7, Marischal College, Broad Street, Aberdeen, AB10 1AB.

Derivatives

Derivative contract assets are valued at bid price and liabilities are fair valued at offer price. Changes in the fair value of derivative contracts are included in the change in market value.

The value of future contracts is determined using exchange prices at the reporting date. Amounts due from or owed to the broker are the amounts outstanding in respect of the initial margin and variation margin.

The future value of forward currency contracts is based on market forward exchange rates at the year-end date and determined as the gain or loss that would arise if the outstanding contract were matched at the year end with an equal and opposite contract.

Cash

Cash comprises of cash in hand and demand deposits.

Cash equivalents are short term, highly liquid investments that are readily convertible to known amounts of cash and that are subject to minimal risk of changes in value.

Financial Liabilities

The Fund recognises financial liabilities at fair value as at the reporting date. A financial liability is recognised in the Net Assets Statement on the date the fund becomes party to the liability. From this date any gains or losses arising from the change in the fair value of the liability are recognised.

Actuarial Present Value of Promised Retirement Benefits

The actuarial present value of promised retirement benefits of each of the Funds is assessed on a quarterly basis by the Scheme Actuary and is in accordance with the requirements of IAS 19 and relevant actuarial standards.

As permitted under IAS 26, the Funds have opted to disclose the actuarial present value of promised retirement benefits by way of a note to the net assets statement, (Note 1) together with the full Statement by the Consulting Actuary found on Appendix 1.

Orphan liabilities are liabilities in the North East Scotland Pension Fund for which there is no sponsoring employer within the Fund. Ultimately, orphan liabilities must be underwritten by all other employers of the Fund.

Under the termination policy of the Funds, as set out by the Scheme Actuary, a termination assessment will be made on a least risk funding basis, unless the Admission Body has a guarantor within the Fund or a successor body exists to take over the liabilities. This is to protect the other employers in the Fund as, at termination, the admitted body's liabilities will become "orphan liabilities" within the Fund.

Additional Voluntary Contributions

North East Scotland Pension Funds provides an additional voluntary contributions (AVC) Scheme for its members, the assets of which are invested separately from those of the Pension Fund. The Fund has appointed Prudential as its AVC provider together with Standard Life. AVCs are paid to the AVC provider by the employers and are specifically for providing additional benefits for the individual contributors. Each AVC contributor receives an annual statement showing the amount held in their account and the movements in the year, from each service provider. AVCs are not included within the Annual Accounts however they are detailed in a Note to the Accounts.

Critical Judgments in applying Accounting Policies

Unquoted Private Equity/Debt and Infrastructure Investments

It is important to recognise the highly subjective nature of determining the fair value of unquoted private equity/debt and infrastructure investments. They are inherently based on forward looking estimates and judgments involving many factors. These investments are valued by the investment managers.

The valuations are prepared in accordance with the International Private Equity and Venture Capital Valuation Guidelines, which follow the valuation principles of IFRS.

The value of unquoted investments at 31 March 2020 was £485,085,848 (31 March 2019 £323,345,002).

Actuarial Present Value of Promised Retirement Benefits

Each fund is required to disclose the estimated actuarial present value of promised retirement benefits as at the end of the financial year. These estimates are prepared by the Fund Actuary. These values are calculated in line with International Accounting Standard 19 (IAS 19) assumptions and comply with requirements of IAS 26. However, the results are subject to significant variances based on changes to the underlying assumptions.

The figures are only prepared for the purposes of IAS 26 and have no validity in other circumstances. It is not relevant for calculations undertaken for funding purposes and setting contributions payable to the Fund.

Property Valuations - Novel Coronavirus (COVID-19) Outbreak Uncertainties

The outbreak of the Novel Coronavirus (COVID-19), declared by the World Health Organisation as a “Global Pandemic” on the 11th March 2020 has impacted global financial markets. Travel restrictions have been implemented by many countries.

Savills’ undertook a valuation of the Fund’s property portfolio as at 31 March 2020. In applying the Royal Institute of Chartered Surveyors (RICS) Valuation Global Standards (‘Red Book’), a material uncertainty was declared in the valuation report. This is due to the market uncertainties caused by COVID-19. The Red Book defines material uncertainty as ‘where the degree of uncertainty in a valuation fall outside any parameters that might normally be expected or accepted.’ Consequently, less certainty and a higher degree of caution should be attached to their valuation than would normally be the case.

The valuation report has been used to inform the measurement of directly held property in these financial statements. Although the valuer has declared a material valuation uncertainty, the valuer has exercised professional judgement in preparing the valuation. Therefore, this valuation is the best available information to the Fund that can be relied upon.

Events after the Reporting Period

Events after the reporting period are those events, both favourable and unfavourable, that occur between the end of the reporting period and the date when the Statement of Accounts is authorised for issue. Two types of events can be identified:

- those that provide evidence of conditions that existed at the end of the reporting period – the Statement of Accounts is adjusted to reflect such events
- those that are indicative of conditions that arose after the reporting period – the Statement of Accounts is not adjusted to reflect such events, but where a category of events would have a material effect, disclosure is made in the notes of the nature of the events and their estimated financial effect

Events taking place after the date of authorisation for issue are not reflected in the Statement of Accounts.

Changes in Accounting Policies

Changes in accounting policies are only made when required by proper accounting practices or the changes provide more reliable or relevant information. Where a change is made, it is applied retrospectively by adjusting opening balances and comparative amounts for the prior period as if the new policy had always been applied.

Accounting Standards That Have Been Issued but Not Yet Adopted

When a new or amended accounting standard has been issued but not yet adopted, the Code requires the disclosure of information relating to its impact. The following new or amended standards have been published but not yet adopted:

- **IFRS 16 Leases** – will affect new lease classifications for directly held investment properties. Implementation of this standard has been deferred to 1 April 2021. Therefore, the impact of this standard is not considered for 2019/20.
- **Amendments to IAS 28 Investments in Associates and Joint Ventures: Long Term Interests in Associates and Joint Ventures.** This amendment clarifies that a company applies IFRS9 Financial Instruments to long term interests in an associate or joint venture that form part of the net investment in the associate or joint venture. This will have no impact as the Fund already complies.
- **Amendments to IAS 19 Employee Benefits:** Plan Amendment, Curtailment or Settlement. This amendment specifies how organisations determine pension expenses when changes to a defined benefit pension plan occur. This amendment is not expected to have a significant impact on the Financial Statements.

NORTH EAST SCOTLAND PENSION FUND ACCOUNTS

Fund Account for the year ended 31 March 2020

This statement shows a summary of the income and expenditure that the Pension Fund has generated and consumed in delivering the Local Government Pension Scheme. Included is the income generated from employers' and employees' contributions and investment income, as well as the cost of providing benefits and administration of the Fund.

	Notes	2018/19	2019/20
		£'000	£'000
Contributions Receivable			
Employees' Contributions	2	30,242	30,857
Employers' Contributions	2	108,618	110,335
Transfer Values	3	2,905	2,811
Other Income		6	4
		141,771	144,007
Benefits Payable			
Retirement Pensions	4	106,572	114,657
Retirement Allowances	4	25,574	30,298
Death Gratuities	4	4,061	4,189
Contributions Refunded	5	598	571
Transfer Values	5	3,890	5,072
		140,695	154,787
Management Expenses	6	20,773	20,197
Return on Investment			
Investment Income	7	54,805	56,316
Profits and (Losses) on Disposal of Investments and Changes in Market Value of Investments	8	308,495	(127,964)
Net Return on Investments		363,300	(71,648)
Net Increase/(Decrease) in the Net Assets available for Benefits during the year		343,603	(102,625)
Opening Net Assets of the Fund		4,125,564	4,469,167
Net Assets of the Fund at the end of the year		4,469,167	4,366,542

NORTH EAST SCOTLAND PENSION FUND ACCOUNTS

Net Assets Statement as at 31 March 2020

This statement provides a breakdown of type and value of all net assets at the year end.

	Notes	2018/19	2019/20
		£'000	£'000
Investment Assets			
UK Equities		766,975	561,127
Overseas Equities		921,354	811,137
Pooled Vehicles - Other		1,849,246	1,947,975
Pooled Infrastructure		130,600	176,920
Direct Property	13	328,025	348,750
Private Equity – Other		280,903	322,825
Private Debt		18,428	83,435
Funds held by Investment Managers		71,971	60,266
ACC Loans Fund Deposit	19	106,700	67,480
Investment Income Due		5,799	3,685
Investment Sales Amount Receivable		664	0
Total Investment Assets		4,480,665	4,383,600
Investment Liabilities			
Investment Purchases Amount Payable		(890)	(1,711)
Net Investment Assets		4,479,775	4,381,889
Long Term Assets	18a	0	81
Current Assets	18b	16,026	15,106
Current Liabilities	18c	(26,634)	(30,534)
Net Current Assets/(Liabilities)		(10,608)	(15,428)
Net Assets of the Fund at the end of the year		4,469,167	4,366,542



Jonathan Belford, CPFA
Aberdeen City Council, Chief Officer – Finance
Date: 29 September 2020

The unaudited accounts were authorised on 30 June 2020 and the audited accounts were authorised for issue by Jonathan Belford on 29 September 2020.

ABERDEEN CITY COUNCIL TRANSPORT FUND ACCOUNTS

Fund Account for the year ended 31 March 2020

This statement shows a summary of the income and expenditure that the Pension Fund has generated and consumed in delivering the Local Government Pension Scheme. Included is the income generated from employers' and employees' contributions and investment income, as well as the cost of providing benefits and administration of the Fund.

	Notes	2018/19	2019/20
		£'000	£'000
Contributions Receivable			
Employees' Contributions	2	72	129
Employers' Contributions	2	1,943	1,908
Other Income		305	348
		2,320	2,385
Benefits Payable			
Retirement Pensions	3	3,243	7,061
Retirement Allowances	3	337	1,734
Death Gratuities	3	328	324
		3,908	9,119
Management Expenses	5	312	290
Return on Investment			
Investment Income	6	104	224
Profits and (Losses) on Disposal of Investments and Changes in Market Value of Investments	7a	7,025	(6,060)
Net Return on Investments		7,129	(5,836)
Net Increase/ (Decrease) in the Net Assets available for Benefits during the year		5,229	(12,860)
Transfer of Strathclyde Transport Fund Assets (Cash & Stock)	7b	0	216,388
Opening Net Assets of the Fund		100,071	105,300
Net Assets of the Fund at the end of the year		105,300	308,828

ABERDEEN CITY COUNCIL TRANSPORT FUND ACCOUNTS

Net Assets Statement as at 31 March 2020

This statement provides a breakdown of type and value of all net assets at the year end.

	Notes	2018/19	2019/20
		£'000	£'000
Investment Assets			
Index Linked Securities		27,793	164,934
Pooled Vehicle		76,192	135,282
Funds held by Investment Managers		4,093	8,304
ACC Loans Fund Deposit	16	228	429
Investment Income Due		3	148
Investment Sales Amount Receivable		918	0
Total Investment Assets		109,227	309,097
Investment Liabilities			
Investment Purchases Amount Payable		(3,999)	(675)
Net Investment Assets		105,228	308,422
Long Term Assets	15a	296	269
Current Assets	15b	192	909
Current Liabilities	15c	(416)	(772)
Net Current Assets/ (Liabilities)		(224)	137
Net Assets of the Fund at the end of the year		105,300	308,828



Jonathan Belford, CPFA
Aberdeen City Council, Chief Officer – Finance
Date: 29 September 2020

The unaudited accounts were authorised on 30 June 2020 and the audited accounts were authorised for issue by Jonathan Belford on 29 September 2020.

NOTES TO THE NORTH EAST SCOTLAND PENSION FUND ACCOUNTS

Note 1: Actuarial Valuation Report

An Actuarial Report for the North East Scotland Pension Fund (NESPF) was provided as at 31 March 2017.

Information from the 2017 Actuarial Valuation is detailed below:

Market Value of Assets at Valuation	£3,815,000,000
Liabilities	£3,576,000,000
Surplus	£ 239,000,000

Funding Level

The Level of Funding in Terms of the Percentage of Assets available to meet Liabilities	107%
---	------

Achieving the Solvency Funding Target

The funding objective as set out in the Funding Strategy Statement (FSS) is to achieve and maintain a solvency funding level of 100% of liabilities (**the solvency funding target**). In line with the FSS, the Fund has determined a contribution requirement for each employer taking into account the offset of any surplus held or the recovery of any deficit due. The average spread/recovery period adopted by the Fund is 24 years.

The valuation determined that the average employer cost of providing members benefits across the Fund was 22.0% (the Primary contribution rate.) By spreading the surplus over 24 years the Secondary contribution rate for the whole Fund is -2.6% meaning that the average employer contribution rate is 19.4% of pensionable pay.

In practice, each employer's position is assessed separately, details of which can be found in the 2017 Actuarial Valuation. This sets out the contributions for each employer over the 3 year period to 31 March 2021.

Schedule to the Rates and Adjustments Certificate

The Schedule to the Rates and Adjustments Certificate for the Fund sets out the contributions for the employer over the 3 year period to 31 March 2021. The rates have been determined in accordance with the FSS. Any adjustments made to the rates proposed by the Scheme Actuary were made as a result of the consultation carried out by the Fund and were made in line with the approaches agreed with the Scheme Actuary. Contribution requirements for the period from 1 April 2021 onwards will be revised as part of the next actuarial valuation as at 31 March 2020 and will be confirmed in the Rates and Adjustments Certificate and Schedule accompanying that valuation report.

Assumptions used to Calculate Funding Target

Discount Rate	4.15% p.a.
Assumed Long Term Price Inflation (CPI)	2.40% p.a.
Salary Increases – Long term	3.90% p.a.
Salary Increases – Short term	Varied by employer*
Pension Increases in Payment	2.40% p.a.

*Where an allowance for short term pay restraint was determined appropriate either 1% or 2.4% (CPI) was applied.

The full Actuarial Report and the Funding Strategy Statement are available from the office of the Director of Resources, Aberdeen City Council, Resources, Level 1 West, Business Hub 7, Marischal College, Broad Street, Aberdeen, AB10 1AB.

Actuarial Statement

The Scheme Actuary has provided a statement describing the funding arrangements of the Fund.

The actuarial value of promised retirement benefits at the accounting date, calculated in line with International Accounting Standards 26 (IAS 26) assumptions, is estimated to be £5,252m (2019 £5,422m). Included within the calculation for 2020 is an amount of broadly £24 million by way of an estimate of the effect of the McCloud judgement. These figures are used for the statutory accounting purposes by North East Scotland Pension Fund and complies with the requirements of IAS 26.

These calculations are only prepared for the purposes of IAS 26 and have no validity in other circumstances. It is not relevant for calculations undertaken for funding purposes and setting contributions payable to the Fund.

The full statement by the Scheme Actuary, including notes on the McCloud judgement, can be found in Appendix 1.

Note 2: Contributions Receivable

By Category	2018/19	2019/20
	£'000	£'000
Employees' Normal Contributions	30,242	30,857
Employers' Normal Contributions	106,088	107,777
Employers' Deficit Recovery Contributions	2,530	2,558
Total Employers' Contributions	108,618	110,335
Total	138,860	141,192

By Authority	2018/19	2019/20
	£'000	£'000
Administering Authority	42,486	40,926
Scheduled Bodies	82,470	86,618
Admitted Bodies	9,087	8,727
Transferee Admission Bodies	4,817	4,921
Total	138,860	141,192

Note 3: Transfers in from other Pension Funds

	2018/19	2019/20
	£'000	£'000
Individual Transfers	2,905	2,811
Total	2,905	2,811

Note 4: Benefits Payable

By Category	2018/19	2019/20
	£'000	£'000
Pensions	106,572	114,657
Commutation and Lump Sum Retirement Benefits	25,574	30,298
Lump Sum Death Benefits	4,061	4,189
Total	136,207	149,144

By Authority	2018/19	2019/20
	£'000	£'000
Administering Authority	36,309	41,103
Scheduled Bodies	88,538	94,819
Admitted Bodies	9,934	11,408
Transferee Admission Bodies	1,426	1,814
Total	136,207	149,144

Note 5: Payment to and on Account of Leavers

	2018/19	2019/20
	£'000	£'000
Refunds to Members Leaving Service	599	565
Payments for Members Joining State Scheme	(1)	6
Individual Transfers	3,890	5,072
Total	4,488	5,643

Note 6: Management Expenses

	2018/19	2019/20
	£'000	£'000
Pension Fund Staffing Costs – Administration	1,084	1,203
Information Technology	366	400
Supplies & Services	83	115
Accommodation	79	84
Printing and Publications	22	20
Administration Expenses Total	1,634	1,822
Pension Fund Staffing Costs – Investment	159	168
Pension Fund Committee	12	16
Pension Board	1	8
External Audit Fee	39	40
Internal Audit Fee	8	7
Actuarial Fees	113	49
General Expenses	142	134
Oversight and Governance Expenses Total	474	422
Investment Management	10,721	10,293
Performance Fees	6,146	6,048
Direct Operating Property Expenses	186	664
Transaction Costs	1,477	823
Custody Fees	135	125
Investment Management Expenses Total	18,665	17,953
Management Expenses Grand Total	20,773	20,197

Analysis of Transaction Costs:

Commission £'000	Fees/ Tax £'000	2018/19 Total £'000	Asset Type	Commission £'000	Fees/ Tax £'000	2019/20 Total £'000
0	0	0	Fixed Income	0	0	0
319	747	1,066	Equities	192	397	589
0	267	267	Pooled Infrastructure	0	234	234
0	144	144	Private Equity	0	0	0
319	1,158	1,477	Total	192	631	823

Note 7: Investment Income

	2018/19	2019/20
	£'000	£'000
Equity Dividends	27,079	25,573
Property Rental Income	15,690	17,442
Interest on Cash Deposit	689	1,395
Pooled Infrastructure*	6,734	7,506
Private Equity*	485	670
Private Debt*	0	1,946
Other (including P/L from Currency & Derivatives)	4,897	1,962
Total	55,574	56,494
Tax		
Withholding Tax – Fixed Interest Securities	0	0
Withholding Tax – Equities	(769)	(178)
Withholding Tax – Pooled	0	0
Total Tax	(769)	(178)
Net Total	54,805	56,316

***Note: Previously included within 'Other' Income**

Note 8: Investment Assets

Reconciliation of Movements in Investments and Derivatives

	Market Value 31 March 2019	Purchases	Sales	Change in Market Value	Market Value 31 March 2020
	£'000	£'000	£'000	£'000	£'000
UK Equities	766,975	83,732	(182,766)	(106,814)	561,127
Overseas Equities	921,354	62,690	(291,957)	119,050	811,137
Pooled Other	1,849,246	383,504	(131,066)	(153,709)	1,947,975
Pooled Infrastructure	130,600	58,489	(4,109)	(8,060)	176,920
Property	328,025	28,849	0	(8,124)	348,750
Private Equity	280,903	51,997	(42,637)	32,562	322,825
Private Debt	18,428	73,883	(6,007)	(2,869)	83,435
	4,295,531	743,144	(658,542)	(127,964)	4,252,169
Derivative Contracts					
FX Contracts	0	0	0	0	0
	4,295,531	743,144	(658,542)	(127,964)	4,252,169
Other					
Cash	178,671				127,746
Investment Income Due	5,799				3,685
Investment Sales Amount Receivable	664				0
Investment Purchases Amounts Payable	(890)				(1,711)
Net Investment Assets	4,479,775				4,381,889

Reconciliation of Movements in Investment and Derivatives (continued)

	Market Value 31 March 2018	Purchases	Sales	Change in Market Value	Market Value 31 March 2019
	£'000	£'000	£'000	£'000	£'000
UK Equities	734,875	170,380	(157,517)	19,237	766,975
Overseas Equities	819,078	105,501	(157,630)	154,405	921,354
Pooled Other	1,855,823	9,918	(96,768)	80,273	1,849,246
Pooled Infrastructure	88,899	39,576	(1,662)	3,787	130,600
Property	293,045	35,652	(4,323)	3,651	328,025
Private Equity	232,461	59,967	(58,780)	47,255	280,903
Private Debt	0	17,549	(94)	973	18,428
	4,024,181	438,543	(476,774)	309,581	4,295,531
Derivative Contracts					
FX Contracts	0	33,374	(32,288)	(1,086)	0
	4,024,181	471,917	(509,062)	308,495	4,295,531
Other					
Cash	113,484				178,671
Investment Income Due	0				5,799
Investment Sales Amount Receivable	0				664
Investment Purchases Amounts Payable	0				(890)
Net Investment Assets	4,137,665				4,479,775

Note 9: Analysis of Investments

	2018/19	2019/20
	£'000	£'000
Equities		
UK		
Quoted	766,975	561,127
Overseas		
Quoted	921,354	811,137
Subtotal Equities	1,688,329	1,372,264
Pooled Funds (Other) – Additional Analysis		
UK		
Unit Trusts	872,300	741,632
Pooled Indexed Linked	202,644	206,888
Overseas		
Unit Trusts	652,004	791,417
Global Pooled Bonds	122,298	208,038
Subtotal Pooled Funds (Other)	1,849,246	1,947,975
Pooled Infrastructure - Quoted	106,586	98,094
Pooled Infrastructure - Unquoted	24,014	78,826
Subtotal Pooled Infrastructure	130,600	176,920
Property, Direct	328,025	348,750
Private Equity	280,903	322,825
Private Debt	18,428	83,435
Funds held by Investment Managers	71,971	60,266
ACC Loans Fund Deposit	106,700	67,480
Investment Income Due	5,799	3,685
Investment Sales Amount Receivable	664	0
Investment Assets Total	4,480,665	4,383,600
Investment Liabilities		
Investment Purchases Amounts Payable	(890)	(1,711)
Investment Liabilities Total	(890)	(1,711)
Net Investment Assets	4,479,775	4,381,889

Note 10: Analysis of Derivatives

Futures

There were no outstanding exchange traded future contracts as at 31 March 2020.

Forward Foreign Currency

There were no outstanding forward foreign currency contracts as at 31 March 2020.

Note 11: Investments Analysed by Fund Manager

	31 March 2019		31 March 2020	
	£'000	%	£'000	%
Investment Assets				
State Street Global Advisors	1,403,222	31.3	1,234,017	28.3
Baillie Gifford	1,237,351	27.7	1,022,435	23.4
BlackRock Asset Management	500,158	11.2	388,970	8.9
BlackRock Diversified Growth Fund	162,322	3.6	158,096	3.6
Baring Asset Managers	(3)	0.0	(3)	0.0
AAM Property (API)	364,367	8.1	370,869	8.5
AAM Property Residential	7,963	0.2	9,138	0.2
HarbourVest	113,833	2.5	136,620	3.1
Standard Life	29,677	0.7	22,567	0.5
ACC Loans Fund Deposit	106,700	2.4	67,480	1.5
Global Custodian	18,818	0.4	15,409	0.4
Partners Group	57,569	1.3	58,066	1.3
Maven Capital	2,043	0.1	1,541	0.0
Capital Dynamics	26,118	0.6	36,306	0.8
RCP Advisors	16,078	0.4	23,743	0.6
Unigestion	30,495	0.7	47,941	1.1
Invesco Diversified Growth Fund	150,707	3.4	152,724	3.5
Russell Multi Asset Credit	103,035	2.3	91,021	2.1
Russell Transition	294	0.0	312	0.0
Aviva Infrastructure	106,586	2.4	98,094	2.3
Hermes Infrastructure	24,014	0.5	78,933	1.8
Alcentra	18,428	0.4	53,683	1.2
Hayfin Direct Lending	0	0.0	29,752	0.7
Insight Credit	0	0.0	284,175	6.5
	4,479,775	100.2	4,381,889	100.3
Net Long and Current Assets				
Bank Account	19	0.0	27	0.0
Long Term and Current Debtors Less Creditors	(10,627)	(0.2)	(15,374)	(0.3)
Net Assets	4,469,167	100.0	4,366,542	100.0

The following investments represent more than 5% of the Net Investment Assets:

Security	Market Value 31 March 2019	% of Net Investment Assets	Market Value 31 March 2020	% of Net Investment Assets
	£'000		£'000	
MPF International Equity Index Pooled Fund	548,970	12.3	416,221	9.46
MPF UK Equity Pooled Fund	529,305	11.9	402,869	9.16
Insight Investment Mgt Global Funds	0	0.0	284,175	6.46

The investments listed above are Pooled Investments, i.e. where two or more parties 'pool' or combine their investments. This type of investment allows the Fund to gain from economies of scale, i.e. lower transaction costs and diversification that can help reduce risk.

Note 12: Stock Lending

	31 March 2019	Collateral Percentage	31 March 2020	Collateral Percentage
	£'000		£'000	
Stock on Loan				
Equities	398,546		305,518	
Fixed Interest	0		0	
Total Exposure	398,546		305,518	
Total Collateral	425,845	107%	329,942	108%

Stock Lending is the lending of stock from one investor to another that entitles the lender to continue to receive income generated by the stock plus an additional payment by the borrower.

Collateral is held at 108% in respect of each borrower, consisting of Government Debt, UK and Overseas Equities.

Note 13: Property Holdings

	2018/19	2019/20
	£'000	£'000
Opening Balance	293,045	328,025
Purchases	26,440	27,671
Construction	9,227	676
Subsequent Expenditure	(15)	502
Disposals	(4,323)	0
Net Increase in Market Value	3,651	(8,124)
Closing Balance	328,025	348,750

The property holdings note shows those UK properties directly held by the Fund and as such the Fund is responsible for all the repairs, maintenance or enhancements. There are no restrictions on the reliability of the property or the remittance of income or proceeds on disposal and the Fund is not under any contractual obligations to purchase, construct or develop any of these properties, as all are addressed within the Fund's Property Investment Strategy.

Savills' valuation of the Fund's property portfolio includes a 'material valuation uncertainty' clause. Please refer to the Accounting Policies section for further information.

The future minimum lease payments receivable by the Fund are as follows:

	2018/19	2019/20
	£'000	£'000
Within One Year	17,049	17,266
Between One Year and Five Years	59,748	62,912
Later than Five Years	100,571	98,659
Total	177,368	178,837

In accordance with IAS17, the above table has been presented using the 'break date' of the lease agreements.

Based upon the Fund's own historic experience but also on similar properties received from the Fund's property letting agents, the above disclosure has been reduced by a credit loss allowance for one property, but not thought to be material.

During the year 2019/20, one tenant went into administration and a new turnover based lease was agreed with no base rent.

Note 14: Financial and Non-Financial Instruments

Accounting policies describe how different asset classes of financial and non-financial instruments are measured. Also, how income and expenses, including fair value gains and losses, are recognised. The following table analyses the fair value of financial assets and liabilities (excluding cash) by category and Net Assets Statement heading. No financial assets were reclassified during the accounting period.

Non-financial instruments have been added to the table for reconciliation to the Net Assets of the Fund.

31 March 2019				31 March 2020		
Designated as Fair Value through Profit & Loss	Assets at Amortised Cost	Financial Liabilities at Amortised Cost		Designated as Fair Value through Profit & Loss	Assets at Amortised Cost	Financial Liabilities at Amortised Cost
£'000	£'000	£'000		£'000	£'000	£'000
			Financial Assets			
1,688,329			Equities	1,372,264		
1,849,246			Pooled Other	1,947,975		
130,600			Pooled Infrastructure	176,920		
280,903			Private Equity	322,825		
18,428			Private Debt	83,435		
	178,671		Cash		127,746	
	6,463		Other Investment Balances		3,685	
	16,026		Debtors		15,187	
3,967,506	201,160		Subtotal	3,903,419	146,618	
			Financial Liabilities			
		(890)	Other Investment Balances			(1,711)
		(26,634)	Creditors			(30,534)
		(27,524)				(32,245)
3,967,506	201,160	(27,524)	Financial Instruments Total	3,903,419	146,618	(32,245)
			Non-Financial Instruments			
328,025			Property	348,750		
4,295,531	201,160	(27,524)		4,252,169	146,618	(32,245)
		4,469,167	Net Assets of the Fund	4,366,542		

Note 15: Net Gains and Losses on Financial and Non-Financial Instruments

31 March 2019		31 March 2020
£'000	Financial Assets	£'000
304,844	Fair Value through Profit and Loss	(119,840)
	Financial Liabilities	
0	Fair Value through Profit and Loss	0
304,844	Net Gains and Losses on Financial Instruments	(119,840)
	Non-Financial Instruments	
3,651	Fair Value through Profit and Loss	(8,124)
308,495	Net Gains and Losses of the Fund	(127,964)

Note 16: Valuation of Financial and Non-Financial Instruments carried at Fair Value

The valuation of financial instruments has been classified into three levels, according to the quality and reliability of information used to determine fair value.

Level 1

Financial instruments at Level 1 are those where the fair values are derived from unadjusted quoted prices in active markets for identical assets and liabilities. Products classified as Level 1 comprise quoted equities, quoted fixed securities, quoted index linked securities and unit trusts.

Listed investments are shown at bid prices. The bid value of the investment is based on the bid market quotation of the relevant stock exchange.

Level 2

Financial instruments at Level 2 are those where quoted market prices are not available. For example, where an instrument is traded in a market that is not considered to be active, or where valuation techniques are used to determine fair value and where these techniques use input that are based significantly on observable market data.

Level 3

Financial instruments at Level 3 are those where at least one input that could have a significant effect on the instrument's valuation is not based on observable market data.

Such instruments would include unquoted private equity/debt and infrastructure investments and hedge fund of funds, which are valued using various valuation techniques that require significant judgement in determining appropriate assumptions.

The values of the investments in unquoted private equity/debt and infrastructure are based on valuations provided by the general partners to the funds in which North East Scotland Pension Fund has invested.

These valuations are prepared in accordance with the International Private Equity and Venture Capital Valuation Guidelines, which follow the valuation principles of IFRS and US GAAP. Valuations are usually undertaken annually at the end of December. Cash flow adjustments are used to roll forward the valuations to 31 March as appropriate.

The following table provides an analysis of the financial assets and liabilities of the Pension Fund grouped into Levels 1 to 3, based on the level at which the fair value is observable.

Non-Financial instruments have been added to the table for reconciliation to the Net Assets of the Fund.

Note 16a: Fair Value – Basis of Valuation

The basis of the valuation of each class of investment asset is set out below. There have been no changes in the valuation techniques used during the year. All assets have been valued using fair value techniques which represent the highest and best price available at the reporting date.

Description of Asset	Valuation Hierarchy	Basis of Valuation	Observable and Unobservable Inputs	Key Sensitivities Affecting the Valuations Provided
Market Quoted Investments	Level 1	Published bid market price ruling on the final day of the accounting period	Not required	Not required
Quoted Bonds	Level 1	Fixed interest securities are valued at a market value based on current yields	Not required	Not required
Exchange Traded Pooled Investments	Level 1	Closing bid value on published exchanges	Not required	Not required
Forward Foreign Exchange Derivatives	Level 2	Market forward exchange rates at the year-end	Exchange rate risk	Not required
Pooled Investments – Overseas Unit Trusts and Property Funds	Level 2	Closing bid price where bid and offer prices are published. Closing single price where single price published	NAV-based pricing set on a forward pricing basis	Not required
Freehold and Leasehold Properties	Level 2	Valued at fair value at the year-end using the investment method of valuation by Claire Magowan MRICS under the supervision of Tim Ainsley MRICS of Savills	Existing lease terms and rentals Independent market research Nature of Tendencies Covenant Strength for	

		in accordance with the <i>RICS Valuation Professional Standard</i>	existing tenants Assumed vacancy levels Estimated rental growth Discount rate	
Unquoted Equity/Debt & Infrastructure	Level 3	Comparable valuation of similar companies in accordance with <i>International Private Equity and Venture Capital Valuation Guidelines</i> (2018)	EBITDA multiple Revenue multiple Discount for lack of marketability Control premium	Valuations could be affected by material events occurring between the date of the financial statements provided and the Pension Fund's own reporting date, by changes to expected cashflows and by any differences between (un)audited accounts

	Quoted Market Price	Using Observable Inputs	With Significant Unobservable Inputs	
Values at 31 March 2020	Level 1	Level 2	Level 3	Total
	£'000	£'000	£'000	£'000
Financial Assets at Fair Value through Profit and Loss	3,418,333		485,086	3,903,419
Non-Financial Assets at Fair Value through Profit and Loss		348,750		348,750
Financial Liabilities at Fair Value through Profit and Loss	0			0
Net Investment Assets (Fair Value)	3,418,333	348,750	485,086	4,252,169

	Quoted Market Price	Using Observable Inputs	With Significant Unobservable Inputs	
Values at 31 March 2019	Level 1	Level 2	Level 3	Total
	£'000	£'000	£'000	£'000
Financial Assets at Fair Value through Profit and Loss	3,644,161		323,345	3,967,506
Non-Financial Assets at Fair Value through Profit and Loss		328,025		328,025
Financial Liabilities at Fair Value through Profit and Loss	0			0
Net Investment Assets (Fair Value)	3,644,161	328,025	323,345	4,295,531

Note 16b: Transfers between Levels 1 and 2

There were no transfers between levels 1 and 2.

Note 16c: Reconciliation of Fair Value Measurements within Level 3

	Market Value 1 April 2019	Purchases during the year & Derivative Payments	Sales during the year & Derivative Receipts	Realised Gains & Losses	Unrealised Gains & Losses (a)	Market Value 31 March 2020
	£'000	£'000	£'000	£'000	£'000	£'000
Pooled Infrastructure	24,014	50,205	(3,096)	518	7,185	78,826
Private Equity	280,903	51,997	(42,637)	25,332	7,230	322,825
Private Debt	18,428	73,883	(6,007)	976	(3,845)	83,435
Total	323,345					485,086

(a) Unrealised and realised gains and losses are recognised in the profit and losses on disposal and changes in the market value of investments line with the Fund Account.

Note 16d: Sensitivity of Assets Valued at Level 3

Having analysed historical data, current market trends and consulted with independent investment advisors, the Fund has determined that the valuation methods described above are likely to be accurate to within the following ranges and has set out below the consequent potential impact on the closing value of investments held at 31 March 2020.

	Assessed Valuation Range (+/-)	Value at 31 March 2020	Value on Increase	Value on Decrease
		£'000	£'000	£'000
Pooled Infrastructure	13%	78,826	89,073	68,579
Private Equity	30%	322,825	419,673	225,977
Private Debt	30%	83,435	108,466	58,404
Total		485,086	617,212	352,960

Note 17: Risk arising from Financial and Non-Financial Instruments

The Fund's primary long term risk is that the Fund's assets will fall short of its liabilities (i.e. promised benefits payable to members). Therefore, the aim of investment risk management is to minimise the risk of an overall reduction in the value of the Fund and to maximise the opportunity for gains across the whole Fund portfolio.

The Fund achieves this through asset diversification to reduce exposure to market risk (price risk, currency risk and interest rate risk) and credit risk to an acceptable level. In addition, the Fund manages its liquidity risk, ensuring there is liquidity to meet the Fund's forecast cash flows.

The Fund manages these investment risks as part of its overall Pension Fund Risk Management Strategy.

Responsibility for the Fund's Risk Management Strategy rests with the Pensions Committee. Risk management policies are established to identify and analyse the risks faced by the Fund. Policies are reviewed regularly to reflect changes in activity and in market conditions.

Market Risk

Market risk is the risk of loss from fluctuations in equity prices, interest and foreign exchange rates and credit spreads. The Fund is exposed to market risk from its investment activities, particularly through its equity holdings. The level of risk exposure depends on market conditions, expectations of future price and yield movements and the asset mix.

The objective of the Fund's Risk Management Strategy is to identify, manage and control market risk exposure within acceptable parameters, whilst optimising the return on risk.

In general, excessive volatility in market risk is managed through the diversification of the portfolio in terms of geographical location, industry sectors and individual securities.

Specific risk exposure is limited by applying risk weighted maximum exposures to individual investments.

Other Price Risk – Sensitivity Analysis

Following analysis of historical data and expected investment return movement during the financial year and in consultation with the Fund's Investment Advisor, the Fund has determined that the following movements in market price risk are reasonably possible for the 2019/20 reporting period.

Asset Type	Potential Market Movements (+/-)
UK Bonds	7.5%
Overseas Bonds	7.5%
UK Equities	16.5%
Overseas Equities	20.5%
Pooled – Diversified Growth Fund	12.5%
Pooled Infrastructure	13.0%
Private Equity	30.0%
Private Debt	30.0%
Property	13.0%
Cash	1.0%

The potential price changes disclosed above are broadly consistent with a one standard deviation movement in the value of the assets. The sensitivities are consistent with the assumptions contained in the Investment Advisor's most recent review. This analysis assumes that all other variables, particularly foreign currency exchange rates and interest rates, remain the same.

Had the market price of the Fund's investments increased/decreased in line with the above, the change in the net assets available to pay benefits in the market price would have been as follows (the prior year comparator is shown overleaf).

Asset Type	Value as at 31 March 2020	% Change	Value on Increase	Value on Decrease
	£'000		£'000	£'000
UK Bonds	206,888	7.5	222,405	191,371
Overseas Bonds	583,234	7.5	626,977	539,491
UK Equities	991,938	16.5	1,155,608	828,268
Overseas Equities	1,227,358	20.5	1,478,966	975,750
Pooled – Diversified Growth Funds	310,821	12.5	349,674	271,968
Pooled – Infrastructure	176,920	13.0	199,920	153,920
Private Equity	322,825	30.0	419,673	225,977
Private Debt	83,435	30.0	108,466	58,404
Total	3,903,419		4,561,689	3,245,149

Asset Type	Value as at 31 March 2019	% Change	Value on Increase	Value on Decrease
	£'000		£'000	£'000
UK Bonds	202,644	7.5	217,842	187,446
Overseas Bonds	225,333	7.5	242,233	208,433
UK Equities	1,326,246	16.0	1,538,445	1,114,047
Overseas Equities	1,470,324	20.5	1,771,740	1,168,908
Pooled – Diversified Growth Funds	313,028	12.5	352,157	273,899
Pooled – Infrastructure	130,600	13.0	147,578	113,622
Private Equity	280,903	30.0	365,174	196,632
Private Debt	18,428	30.0	23,956	12,900
Total	3,967,506		4,659,125	3,275,887

Interest Rate Risk

The Fund invests in financial assets for the primary purpose of obtaining a return on investments. These investments are subject to interest rate risks which represents the risk that the fair value or future cash flows of a financial instrument will fluctuate because of changes in market interest rates.

The Fund's interest rate risk is routinely monitored by the Fund in accordance with the Fund's Risk Management Strategy, including monitoring the exposure to interest rates and assessment of actual interest rates against the relevant benchmarks.

The Fund's direct exposure to interest rate movements as at 31 March 2019 and 31 March 2020 is set out below. These disclosures present interest rate risk based on the underlying financial assets at fair value:

Asset Type	As at 31 March 2019	As at 31 March 2020
	£'000	£'000
Cash and Cash Equivalents	178,671	127,746
Cash Balances	19	27
Fixed Interest Securities	427,977	790,122
Total	606,667	917,895

Interest Rate Risk Sensitivity Analysis

The Fund recognises that interest rates can vary and can affect both income to the Fund and the value of the net assets available to pay benefits. A 100-basis point (BPS) movement in interest rates is consistent with the level of sensitivity applied as part of the Fund's Risk Management Strategy. The Fund's long term average rates are expected to move less than 100 basis points from one year to the next and experience suggests that such movements are likely.

The analysis that follows assumes that all other variables, particularly exchange rates, remain constant and shows the effect in the year on the net assets available to pay benefits of a +/- 100 BPS change in interest rates:

Exposure to Interest Rate Risk	Asset Values as at 31 March 2020	Impact	
		+ 1%	- 1%
	£'000	£'000	£'000
Cash and Cash Equivalents	127,746	129,023	126,469
Cash Balances	27	27	27
Fixed Interest Securities	790,122	798,023	782,221
Total	917,895	927,073	908,717

Exposure to Interest Rate Risk	Asset Values as at 31 March 2019	Impact	
		+ 1%	- 1%
	£'000	£'000	£'000
Cash and Cash Equivalents	178,671	180,458	176,884
Cash Balances	19	19	19
Fixed Interest Securities	427,977	432,257	423,697
Total	606,667	612,734	600,600

Currency Risk

Currency risk represents the risk that the fair value of future cash flows of a financial instrument will fluctuate because of changes in foreign exchange rates. The Fund is exposed to currency risk on financial instruments that are denominated in any currency other than the functional currency of the Fund (£UK). The Fund holds both monetary and non-monetary assets denominated in currencies other than £UK.

The Fund's currency rate risk is routinely monitored in accordance with the Fund's Risk Management Strategy, including monitoring the range of exposure to currency fluctuations.

The following table summarises the Fund's currency exposure as at 31 March 2020 and as at the previous year end:

Assets Exposed to Currency Risk	Asset Value as at 31 March 2019	Asset Value as at 31 March 2020
	£'000	£'000
Overseas Quoted Securities	921,354	811,137
Overseas Unquoted Securities	263,207	359,274
Overseas Unit Trusts	652,004	791,417
Overseas Global Pooled Bonds	122,298	208,038
Total Overseas Assets	1,958,863	2,169,866

Currency Risk – Sensitivity Analysis

Following analysis of historical data in consultation with the Fund's investment advisors, the Fund considers the likely volatility associated with foreign exchange rate movements to be 10.0%.

This analysis assumes that all other variables, particularly interest rates, remain constant.

A 10.0% strengthening/weakening of the pound against the various currencies in which the Fund holds investments would increase/decrease the net assets to pay benefits as shown below:

Assets Exposed to Currency Risk	Asset Value as at 31 March 2020	Potential Market Movement	
		+10.0%	-10.0%
	£'000	£'000	£'000
Overseas Quoted Securities	811,137	892,251	730,023
Overseas Unquoted Securities	359,274	395,201	323,347
Overseas Unit Trust	791,417	870,559	712,275
Overseas Global Pooled Bonds	208,038	228,842	187,234
Total	2,169,866	2,386,853	1,952,879

Assets Exposed to Currency Risk	Asset Value as at 31 March 2019	Potential Market Movement	
		+10.2%	-10.2%
	£'000	£'000	£'000
Overseas Quoted Securities	921,354	1,015,332	827,376
Overseas Unquoted Securities	263,207	290,054	236,360
Overseas Unit Trust	652,004	718,508	585,500
Overseas Global Pooled Bonds	122,298	134,772	109,824
Total	1,958,863	2,158,666	1,759,060

Credit Risk

Credit risk represents the risk that the counterparty to a transaction or a financial instrument will fail to discharge an obligation and cause the Fund to incur a financial loss. The market values of investments generally reflect an assessment of credit in their pricing and consequently the risk of loss is implicitly provided for in the carrying value of the Fund's financial assets and liabilities.

Deposits are not made with banks and financial institutions unless they are rated independently and meet the Fund's credit criteria. The Local Government Pension Scheme Investment Regulations have limits as to the maximum percentage of the deposits placed with any one class of financial institution. Money market fund deposits are made through the Funds' Global Custodian and are evaluated according to their internal criteria.

Deposits made to the Aberdeen City Council (ACC) loans fund are administered within the City Council treasury policy.

The Fund believes it has managed its exposure to credit risk and has had no experience of default or uncollectable deposits. The Fund's cash holding at 31 March 2020 was £127,773,000 (31 March 2019 £178,690,000). This was held with the following institutions as shown below:

Summary	Rating	Balance as at 31 March 2019 £'000	Balance as at 31 March 2020 £'000
Liquidity Funds			
HSBC Liquidity Funds	A+	31,856	34,412
Bank Deposit Accounts			
ACC Loans Fund Deposit	N/A	106,700	67,480
HSBC	A+	40,115	25,854
Subtotal		178,671	127,746
Bank Current Accounts			
Clydesdale Bank	A-	19	27
Total		178,690	127,773

Liquidity Risk

Liquidity risk represents the risk that the Fund will not be able to meet its financial obligations as they fall due. The Fund ensures that it has adequate cash resources to meet its commitments. The Fund has immediate access to its cash holdings.

The Fund defines liquid assets as assets that can be converted to cash within three months. Illiquid assets are those assets which will take longer than three months to convert into cash. As at 31 March 2020 the value of illiquid assets was £833,835,848 which represented 19.3% of the total net assets of the Fund (31 March 2019 £651,370,002 which represented 14.5% of the total net assets).

Note 18a: Long Term Assets

	31 March 2019	31 March 2020
	£'000	£'000
Merge – Transport Funds	0	81
Total Long Term Assets	0	81

Note 18b: Current Assets

	31 March 2019	31 March 2020
	£'000	£'000
Employees' Contributions due	3,259	2,498
Employers' Contributions due	9,674	7,513
Sundry Debtors	3,074	5,068
Subtotal	16,007	15,079
Bank	19	27
Total Current Assets	16,026	15,106

Note 18c: Current Liabilities

	31 March 2019	31 March 2020
	£'000	£'000
Sundry Creditors	18,002	19,744
Benefits Payable	8,632	10,790
Total Current Liabilities	26,634	30,534

Note 19: Related Party Transactions

Aberdeen City Council provides administration services for the Pension Fund, the costs of which are reimbursed by the Fund.

The costs of these services for the North East Scotland Pension Fund amounted to £1,534,042 (2018/19 £1,354,549).

Prior to the remittance of excess cash to the investment fund managers, surplus cash is invested as a temporary loan with the Council. At the year end this amounted to £67,480,000 (2018/19 £106,700,000) for the North East Scotland Pension Fund.

Interest was received from the Council of £870,248 (2018/19 £345,451) for the North East Scotland Pension Fund.

Note 20: Key Management Personnel

Certain employees of Aberdeen City Council hold key positions in the financial management of the North East Scotland Pension Fund. Two employees were identified and their financial relationship with the Fund (expressed as an accrued pension) is set out below:

		Accrued Pension 2018/19	Accrued Pension 2019/20
		£'000	£'000
Steven Whyte	Director of Resources	39	42
Jonathan Belford	Chief Officer - Finance	1	36

Governance

As at 31 March 2020, 9 members of the Pensions Committee and 7 members of the Pension Board were active members or pensioners of the North East Scotland Pension Fund.

Each member of the Pensions Committee and Pension Board is required to declare any financial and non-financial interest they have in the items of business for consideration at each meeting, identifying the relevant agenda items and the nature of their interest.

In 2019/20, Elected Members' had interests in Sport Aberdeen and Aberdeen International Youth Festival.

Note 21: Contractual Commitments as at 31 March 2020

As at 31 March 2020 the NESPF had contractual commitment in respect of Private Equity/Debt and Global Real Estate portfolios:

	Contractual Commitments	Undrawn Commitments
	£'000	£'000
HarbourVest	205,653	41,332
Standard Life	47,629	15,640
Partners Group	89,376	22,253
Maven (SLF)	6,308	44
Capital Dynamics	60,000	24,760
RCP Advisors	36,292	11,765
Unigestion	57,519	15,354
AAM Residential Property	30,000	21,232
Hermes Infrastructure	100,000	27,219
Alcentra EDL	88,492	35,258
Hayfin DLF	88,492	59,683
Total	809,761	274,540

Note 22: Additional Voluntary Contributions (AVC)

Additional Voluntary Contributions are not included in the Pension Funds' Accounts.

Members of the North East Scotland Pension Fund and the Aberdeen City Council Transport Fund are included in the following tables. Standard Life and the Prudential do not provide this information by Fund.

The amount of additional voluntary contributions paid by members during the year is shown as income in the table below:

2018/19		Income (AVCs Paid by Members)		2019/20
£'000				£'000
29		Standard Life		33
2,730		Prudential		2,428

The closing net assets values represent the value of the separately invested additional voluntary contributions. These closing values are subject to revaluation.

Market Value		Additional Voluntary Contributions		Market Value
31 March 2019				31 March 2020
£'000				£'000
1,473		Standard Life		1,135
24,313		Prudential		23,480

Note 23: Contingent Assets/Liabilities

Following a bond review in 2018 the North East Scotland Pension Fund hold two insurance bonds and one cash bond. These bonds guard against the possibility of being unable to recover pension liabilities from these Admission Bodies should they terminate their participation in the Scheme. These bonds are drawn up in favour of the Pension Fund and payment will only be triggered in the event of an employer default. The next bond review will be carried out by the Scheme Actuary following the completion of the 2020 valuation process.

The pension liabilities for all Transferee Admission Bodies are guaranteed by the originating employer as per Regulation 61(5)(a) of the Local Government Pension Scheme (Scotland) Regulations 2018. In total the Fund has secured guarantees for 24 Community Admission Bodies and Transferee Admission Bodies currently participating in the Scheme.

UK and European law require pension schemes to provide equal benefits to men and women in respect of service after 17 May 1990. This includes providing equal benefits accrued from that date to reflect the differences in Guaranteed Minimum Pensions (GMPs). To allow the government to continue to meet these requirements an interim solution was introduced which means that public sector pension schemes are required to provide full Consumer Price Index (CPI) pension increases on GMP benefits for members who reach State Pension Age between 6 April 2016 and 5 April 2021. The UK

Government may extend this for members reaching State Pension Age from 6 April 2021 onwards or will adopt a long-term methodology known as conversion. Currently, the additional cost of extending GMP cannot be quantified.

The Goodwin Case – a recent employment tribunal decision changed the pension entitlement of male survivors in opposite sex marriages to take account of the female member's service from 6 April 1978. Previously, the male survivor's entitlement was based on service accrued from 6 April 1988. The change is backdated to 5 December 2005 and affects the pension of male spouse survivors where their entitlement arose on or after that date. This ruling will impact upon the future promised retirement benefits of members of the Fund and the cost cannot yet be quantified with any certainty.

Note 24: Impairment for Bad and Doubtful Debts

The risk of employers being unable to meet their pensions obligations is managed through the NESPF Termination Policy and the NESPF Employer Covenant Assessment Policy which are imbedded within the Funding Strategy Statement. For 2019/20 one employer terminated from the Fund. The assets and liabilities held for this employer were subsumed by the scheme guarantor with a calculated termination fee of zero due upon exit from the Fund. As at 31 March 2020 there are no participating employers in the process of terminating from the Fund.

Note 25: Investment Principles

A summary of the Statement of Investment Principles is available on our website www.nespf.org.uk. A full version of the Statement of Investment Principles is available on request from Director of Resources, Aberdeen City Council, Resources, Level 1 West, Business Hub 7, Marischal College, Broad Street, Aberdeen, AB10 1AB.

The Statement of Investment Principles is reviewed on an annual basis by the Pensions Committee and following any change to the investment strategies of the Pension Funds.

Note 26: Critical Judgements in applying Accounting Policies

Assumptions made about the future and other major sources of estimation uncertainty.

The items in the Net Assets Statement as at 31 March 2020 for which there is a significant risk of material adjustment in the forthcoming financial year are as follows:

Item	Uncertainties	Effect if Actual Results Differ from Assumption
Actuarial present value of promised retirement benefits.	Estimation of the net liability to pay pensions depends on several complex judgements relating to the discount rate used, the rate at which salaries are projected to increase, changes in retirement ages, mortality rates and expected returns on Pension Fund assets.	The methodology used by the Scheme Actuary is in line with accepted guidelines. Further to the Fund's liability being calculated every three years, an update of the funding position is calculated by the Scheme Actuary every 3 months. Further information can be found in Note 1.
Private Equity Private Debt & Pooled Infrastructure (Unquoted)	Private equity/debt and unquoted pooled infrastructure investments are valued at fair value in accordance with International Private Equity and Venture Capital Valuation guidelines. These investments are not publicly listed and as such there is a degree of estimation involved in the valuation.	Private equity £323 million. Private Debt £83 million. Pooled Infrastructure (Unquoted) £79 million. There is a risk that these investments may be under or overstated in the accounts.
Property Valuations Re COVID-19	As a result of the COVID-19 pandemic, Savills (the Fund's property valuer) has declared a 'material valuation uncertainty' in their valuation report.	Property may be under/over stated in the accounts. The actual financial return is only realised when the asset is sold.

Note 27: Events after the Balance Sheet Date

The Unaudited Statement of Accounts was authorised for issue by the Chief Officer - Finance on 30 June 2020. Events taking place after this date are not reflected in the Annual Accounts or Notes. Where events taking place before this date provided information about conditions existing at 31 March 2020, the figures in the Annual Accounts and Notes have been adjusted in all material respects to reflect the impact of this information. No such adjustments have been required.

Along with the rest of the world, the Pension Fund has felt the force of the COVID-19 pandemic, not only in asset value and returns but also in the way we go about our daily business. While asset values and returns have retracted as a result of market volatility, the Fund remains above benchmark, however, there remains uncertainty and potential volatility yet to be experienced.

The Pension Fund has shown its resilience by adapting to alternative working environments to ensure service delivery and most importantly to continue the payment of pensions.

Note 28: Agency Arrangement for Administering Compensatory ‘Added’ Years

The North East Scotland Pension Fund administers compensatory ‘added’ years payments for those awarded up to 2011. The Fund acts as an agent of employing bodies, in respect of staff that have had their pension augmented under The Local Government (Discretionary Payments and Injury Benefits) (Scotland) Regulations 1998.

The cash flows in respect of the relevant employing bodies and associated payroll cost for those compensatory ‘added’ years payments are:

	2018/19	2019/20
	£’000	£’000
Cost incurred/recovered on behalf of:		
Aberdeen City Council	2,360	2,386
Aberdeenshire Council	1,364	1,380
Moray Council	714	720
Scottish Water	1,276	1,286
Other	307	310
Total	6,021	6,082
Associated Payroll Cost	4	4

NOTES TO THE ABERDEEN CITY COUNCIL TRANSPORT FUND ACCOUNTS

Note 1: Actuarial Valuation Report

An Actuarial Report for the Aberdeen City Council Transport Fund was provided as at 31 March 2017. Information from the 2017 Actuarial Valuation is detailed below:

Market Value of Assets at Valuation	£100,000,000
Liabilities	£106,500,000
Deficit	£ 6,500,000

Funding Level

The Level of Funding in terms of the Percentage of Assets available to meet Liabilities	94%
---	-----

In the year 2019/20 the assets and liabilities held with the LGPS (Scotland) for First Glasgow were transferred from the Strathclyde No. 3 Fund to the Aberdeen City Council Transport Fund for administrative purposes under a Scottish Government direction.

Following the completion of the transfer, the scheme actuary completed an evaluation of the total liabilities held for both First Aberdeen and First Glasgow based on the 2017 assumptions for the ACCTF

Market Value of Assets at Valuation	£325,000,000
Liabilities	£308,000,000
Surplus	£ 17,000,000

Funding Level

The Level of Funding in terms of the Percentage of Assets available to meet Liabilities	106%
---	------

The figures above are an approximation based on a roll forward of the data held for First Aberdeen as at 31 March 2017 and based on an extract of data held for First Glasgow as at 31 March 2019.

A full valuation of the liabilities will take place in line with regulations as at 31 March 2020.

For the interim period, the contribution requirements for each employer will remain in line with the 2017 valuation carried out by the respective scheme actuaries at the time.

Contribution Requirement

	2018/19	2019/20	2020/21
First Aberdeen (as a percentage of payroll)	33% plus £1,500,000	33% plus £1,500,000	33% plus £1,500,000
First Glasgow	0%	0%	0%
Due to the surplus determined as at 31 March 2017			

Contribution requirements for the period from 1 April 2021 onwards will be revised as part of the next actuarial valuation as at 31 March 2020 and will be confirmed in the Rates and Adjustments Certificate and Schedule accompanying that valuation report.

Assumptions Used to Calculate Funding Target

Pre-retirement	1.6% p.a.
Assumed Long Term Price Inflation (CPI)	2.9% p.a.
Salary Increases – Long Term	3.4% p.a.
Salary Increases – Short Term	2.9% p.a. (to 31 March 2018)
Pension Increases in Payment	2.9% p.a.

Actuarial Statement

The Scheme Actuary has provided a statement describing the funding arrangements of the Fund.

The actuarial value of promised retirement benefits at the accounting date, calculated in line with International Accounting Standards 26 (IAS 26) assumptions, is estimated to be £217.3m (2019 £80.9m). Included within the calculation for 2020 is an amount of less than £100,000 by way of an estimate of the effect of the McCloud judgement. These figures are used for the statutory accounting purposes by Aberdeen City Council Transport Fund and complies with the requirements of IAS 26.

These calculations are only prepared for the purposes of IAS 26 and have no validity in other circumstances. It is not relevant for calculations undertaken for funding purposes and setting contributions payable to the Fund.

The full statement by the Scheme Actuary, including notes on the McCloud judgement, can be found in Appendix 1.

Note 2: Contributions Receivable

	2018/19	2019/20
	£'000	£'000
Employees' Normal Contributions	72	129
Employers' Normal Contributions	385	408
Employers' Deficit Recovery Contributions	1,558	1,500
Total Employers' Contributions*	1,943	1,908
Total	2,015	2,037

*There are no First Glasgow employer contributions for the year 2019/20.

	2018/19	2019/20
	£'000	£'000
Scheduled Bodies	2,015	2,037
Total	2,015	2,037

Note 3: Benefits Payable

	2018/19	2019/20
	£'000	£'000
Pensions	3,243	7,061
Commutation and Lump Sum Retirement Benefits	337	1,734
Lump Sum Death Benefits	328	324
Total	3,908	9,119

	2018/19	2019/20
	£'000	£'000
Scheduled Bodies	3,908	9,119
Total	3,908	9,119

Note 4: Payment to and on Account of Leavers

There were no payments to and on Account of Leavers.

Note 5: Management Expenses

	2018/19	2019/20
	£'000	£'000
Pension Fund Staffing Costs – Administration	33	40
Information Technology	11	12
Supplies and Services	3	4
Accommodation	2	3
Printing and Publications	1	1
Administration Expenses Total	50	60
Pension Fund Staffing Costs – Investment	5	8
Pension Fund Committee	0	1
External Audit Fee	1	1
Actuarial Fees	20	34
General Expenses	5	5
Oversight and Governance Expenses Total	31	49
Investment Management	212	163
Custody Fees	19	18
Investment Management Expenses Total	231	181
Management Expenses Grand Total	312	290

Note 6: Investment Income

	2018/19	2019/20
	£'000	£'000
Fixed Interest Securities	7	113
Pooled Investments	108	44
Interest on Cash Deposits	14	40
Other (including P/L from Currency & Derivatives)	(25)	27
Total	104	224
Tax -		
Withholding Tax – Fixed Interest Securities	0	0
Withholding Tax – Pooled	0	0
Total Tax	0	0
Net Total	104	224

Note 7a: Investment Assets

Reconciliation of Movements in Investments and Derivatives:

	Market Value 31 March 2019	Purchases	Sales	Change in Market Value	Market Value 31 March 2020
	£'000	£'000	£'000	£'000	£'000
Fixed Interest	27,793	145,755	(8,310)	(304)	164,934
Pooled Investments	76,192	223,147	(158,301)	(5,756)	135,282
	103,985	368,902	(166,611)	(6,060)	300,216
Other					
Cash	4,321				8,733
Investment Income Due	3				148
Investment Sales Amount Receivable	918				0
Investment Purchases Amount Payable	(3,999)				(675)
Net Investment Assets	105,228				308,422

	Market Value 31 March 2018	Purchases	Sales	Change in Market Value	Market Value 31 March 2019
	£'000	£'000	£'000	£'000	£'000
Fixed Interest	1,117	25,095	0	1,581	27,793
Pooled Investments	97,060	26,402	(52,714)	5,444	76,192
	98,177	51,497	(52,714)	7,025	103,985
Other					
Cash	1,621				4,321
Investment Income Due	0				3
Investment Sales Amount Receivable	0				918
Investment Purchases Amount Payable	0				(3,999)
Net Investment Assets	99,798				105,228

Note 7b: Transfer of Strathclyde Transport Fund Assets

	2018/19	2019/20
	£'000	£'000
Cash	0	180,500
Pooled Investment – Unit Trust	0	35,888
Total	0	216,388

Note 8: Analysis of Investments

	2018/19	2019/20
	£'000	£'000
Fixed Interest Securities		
UK		
Public Sector Quoted	27,793	164,934
Pooled Funds – Additional Analysis		
UK		
Fixed Income	28,569	66,554
Unit Trusts	25,750	49,292
Overseas		
Unit Trusts	21,873	19,436
Subtotal Pooled Funds	76,192	135,282
Cash Deposits	4,321	8,733
Investment Income Due	3	148
Investment Sales Amount Receivable	918	0
Investment Assets Total	109,227	309,097
Investment Liabilities		
Investment Purchases Amount Payable	(3,999)	(675)
Investment Liabilities Total	(3,999)	(675)
Net Investment Assets	105,228	308,422

Note 9: Investments Analysed by Fund Manager

Investment Assets	31 March 2019		31 March 2020	
	£'000	%	£'000	%
Schroders	105,000	99.8	103,888	33.7
Schroders (Transition)	0	0.0	204,105	66.2
ACC Loans Fund Deposit	228	0.2	429	0.1
Net Investment Assets	105,228	100.0	308,422	100.0

The following investments represent more than 5% of the Net Investment Assets:

Security	Market Value 31 March 2019	% of Net Investment Assets	Market Value 31 March 2020	% of Net Investment Assets
	£'000		£'000	
LGIM Active Corporate Bond	0	0.0	33,830	11.0
Schroder Pension Mgt Life DGF Series 8	0	0.0	21,703	7.0
Vanguard Investment Series US Investment Grade Cred Index ACC NAV	15,194	14.4	15,924	5.2
Blackrock Asset Management UK Aquila Life Currency Work Ex UK Equity	6,286	6.0	5,031	1.6
SIF Diversified Completion CLS P Accumulation	10,556	10.0	11,665	3.8
SSGA Lux MG GL Treasury Bond Index GBP	11,984	11.4	12,884	4.2
Vanguard Investment series Global Stock Index FD-INST USD SHS	5,660	5.4	4,925	1.6
Schroder Pension Management Life Risk	8,393	8.0	8,419	2.7
Schroder Matching Plus Synthetic Index Linked Gilt FDI ACC	7,116	6.8	6,320	2.0
UK Gilt 0.125% IL 10/8/2048	10,149	9.6	10,414	3.4
UK Treasury 0.125% IL 22/3/2044	8,802	8.4	1,478	0.5
UK Treasury 0.125% IL 22/3/2058	6,175	5.9	6,232	2.0

Note 10: Stock Lending

Stock Lending is the lending of stock from one investor to another that entitles the lender to continue to receive income generated by the stock plus an additional payment by the borrower.

Collateral is held at a minimum of 108% in respect of each borrower, consisting of Government Debt, UK and Overseas Equities.

There was no stock lending in operation as at 31 March 2020.

Note 11: Financial and Non-Financial Instruments

Accounting policies describe how different asset classes of financial and non-financial instruments are measured. Also, how income and expenses, including fair value gains and losses, are recognised. The following table analyses the fair value of financial assets and liabilities (excluding cash) by category and net assets statement heading. No financial assets were reclassified during the accounting period.

31 March 2019				31 March 2020		
Designated as Fair Value through Profit & Loss	Assets at Amortised Cost	Financial Liabilities at Amortised Cost		Designated as Fair Value through Profit & Loss	Assets at Amortised Cost	Financial Liabilities at Amortised Cost
£'000	£'000	£'000		£'000	£'000	£'000
			Financial Assets			
27,793			Fixed Interest	164,934		
76,192			Pooled	135,282		
	4,321		Cash		8,733	
	921		Other Investment Balances		148	
	488		Debtors		1,178	
103,985	5,730	0	Subtotal	300,216	10,059	0
			Financial Liabilities			
		(3,999)	Other Investment Balances			(675)
		(416)	Creditors			(772)
103,985	5,730	(4,415)		300,216	10,059	(1,447)
		105,300	Financial Instruments Total			308,828
0			Non - Financial Instruments	0		
103,985	5,730	(4,415)		300,216	10,059	(1,447)
		105,300	Net Assets of the Fund			308,828

Note 12: Net Gains and Losses on Financial and Non-Financial Instruments

31 March 2019		31 March 2020
£'000		£'000
	Financial Assets	
7,025	Fair Value through Profit and Loss	(6,060)
	Financial Liabilities	
0	Fair Value through Profit and Loss	0
7,025	Net Gains and Losses on Financial Instruments	(6,060)
	Non-Financial Instruments	
0	Fair Value through Profit and Loss	0
7,025	Net Gains and Losses of the Fund	(6,060)

Note 13: Valuation of Financial and Non-Financial Instruments carried at Fair Value

The valuation of financial instruments has been classified into three levels, according to the quality and reliability of information used to determine fair value.

Level 1

Financial instruments at Level 1 are those where the fair values are derived from unadjusted quoted prices in active markets for identical assets and liabilities. Products classified as Level 1 comprise quoted equities, quoted fixed securities, quoted index linked securities and unit trusts.

Listed investments are shown at bid prices. The bid value of the investment is based on the bid market quotation of the relevant stock exchange.

Level 2

Financial instruments at Level 2 are those where quoted market prices are not available for example, where an instrument is traded in a market that is not considered to be active, or where valuation techniques are used to determine fair value and where these techniques use input that is based significantly on observable market data.

Level 3

Financial instruments at Level 3 are those where at least one input that could have a significant effect on the instrument's valuation is not based on observable market data.

Such instruments would include unquoted private equity/debt and infrastructure investments and hedge fund of funds, which are valued using various valuation techniques that require significant judgement in determining appropriate assumptions.

The values of the investments in unquoted private equity/debt and infrastructure are based on valuations provided by the general partners to the funds in which Aberdeen City Council Transport Fund has invested.

These valuations are prepared in accordance with the International Private Equity and Venture Capital Valuation Guidelines, which follow the valuation principles of IFRS and US GAAP. Valuations are usually undertaken annually at the end of December. Cash flow adjustments are used to roll forward the valuations to 31 March as appropriate.

The following table provides an analysis of the financial assets and liabilities of the Pension Fund grouped into Levels 1 to 3, based on the level at which the fair value is observable.

Non-Financial instruments have been added to the table for reconciliation to the Net Assets of the Fund.

Note 13a: Fair Value – Basis of Valuation

The basis of the valuation of each class of investment asset is set out below. There have been no changes in the valuation techniques used during the year. All assets have been valued using fair value techniques which represent the highest and best price available at the reporting date.

Description of Asset	Valuation Hierarchy	Basis of Valuation	Observable and Unobservable Inputs	Key Sensitivities affecting the Valuations Provided
Market Quoted Investments	Level 1	Published bid market price ruling on the final day of the accounting period	Not required	Not required
Quoted Bonds	Level 1	Fixed interest securities are valued at a market value based on current yields	Not required	Not required
Exchange Traded Pooled Investments	Level 1	Closing bid value on published exchanges	Not required	Not required
Pooled Investments – Overseas Unit Trusts and Property Funds	Level 2	Closing bid price where bid and offer prices are published. Closing single price where single price published	NAV-based pricing set on a forward pricing basis	Not required

	Quoted Market Price	Using Observable Inputs	With Significant Unobservable Inputs	
Values at 31 March 2020	Level 1	Level 2	Level 3	Total
	£'000	£'000	£'000	£'000
Financial Assets at Fair Value through Profit and Loss	300,216	0	0	300,216
Non-Financial Assets at Fair Value through Profit and Loss	0	0	0	0
Financial Liabilities at Fair Value through Profit and Loss	0	0	0	0
Net Investment Assets (Fair Value)	300,216	0	0	300,216

	Quoted Market Price	Using Observable Inputs	With Significant Unobservable Inputs	
Values at 31 March 2019	Level 1	Level 2	Level 3	Total
	£'000	£'000	£'000	£'000
Financial Assets at Fair Value through Profit and Loss	103,985	0	0	103,985
Non-Financial Assets at Fair Value through Profit and Loss	0	0	0	0
Financial Liabilities at Fair Value through Profit and Loss	0	0	0	0
Net Investment Assets (Fair Value)	103,985	0	0	103,985

Note 13b: Transfers between Levels 1 and 2

There were no transfers between Level 1 and 2.

Note 13c: Reconciliation of Fair Value Measurements within Level 3

There are no Fair Value Measurements at Level 3 within the ACC Transport Fund. Therefore, no reconciliation is required.

Note 13d: Sensitivity of Assets Valued at Level 3

There are no assets valued at Level 3 within the ACC Transport Fund. Therefore, no sensitivity analysis is required.

Note 14: Risk arising from Financial and Non-Financial Instruments

The Fund's primary long term risk is that the Fund's assets will fall short of its liabilities (i.e. promised benefits payable to members). Therefore, the aim of investment risk management is to minimise the risk of an overall reduction in the value of the Fund and to maximise the opportunity for gains across the whole Fund portfolio.

The Fund achieves this through asset diversification to reduce exposure to market risk (price risk, currency risk and interest rate risk) and credit risk to an acceptable level. In addition, the Fund manages its liquidity risk, ensuring there is liquidity to meet the Fund's forecast cash flows.

The Fund manages these investment risks as part of its overall Pension Fund Risk Management Strategy.

Responsibility for the Fund's Risk Management Strategy rests with the Pensions Committee. Risk management policies are established to identify and analyse the risks faced by the Fund. Policies are reviewed regularly to reflect changes in activity and in market conditions.

Market Risk

Market risk is the risk of loss from fluctuations in equity prices, interest and foreign exchange rates and credit spreads. The Fund is exposed to market risk from its investment activities, particularly through its equity holdings. The level of risk exposure depends on market conditions, expectations of future prices and yield movements and the asset mix.

The objective of the Fund's Risk Management Strategy is to identify, manage and control market risk exposure within acceptable parameters, whilst optimising the return on risk.

In general, excessive volatility in market risk is managed through the diversification of the portfolio in terms of geographical location, industry sectors and individual securities.

Specific risk exposure is limited by applying risk weighted maximum exposures to individual investments.

Other Price Risk – Sensitivity Analysis

Following analysis of historical data and expected investment return movement during the financial year and in consultation with the Fund's Investment Advisor, the Fund has determined that the following movements in market price risk are reasonably possible for the 2019/20 reporting period.

Asset Type	Potential Market Movements (+/-)
Cash	1.0%
UK Bonds	7.5%
Overseas Bonds	7.5%
UK Equities	16.5%
Overseas Equities	20.5%
Pooled – Diversified Growth Funds	12.5%

The potential price changes disclosed above are broadly consistent with a one standard deviation movement in the value of the assets. The sensitivities are consistent with the assumptions contained in the Scheme Actuary's most recent review. This analysis assumes that all other variables, particularly foreign currency exchange rates and interest rates, remain the same.

Had the market price of the Fund's investments increased/decreased in line with the above, the change in the net assets available to pay benefits in the market price would have been as follows (the prior year comparator is shown below).

Asset Type	Value as at 31 March 2020	% Change	Value on Increase	Value on Decrease
	£'000		£'000	£'000
UK Bonds	231,488	7.5	233,224	229,752
UK Equities	15,924	16.5	18,551	13,297
Overseas Equities	19,436	20.5	23,420	15,452
Pooled – Diversified Growth Funds	33,368	12.5	37,539	29,197
Total	300,216		312,734	287,698

Asset Type	Value as at 31 March 2019	% Change	Value on Increase	Value on Decrease
	£'000		£'000	£'000
UK Bonds	56,362	7.5	60,589	52,135
UK Equities	15,194	16.0	17,625	12,763
Overseas Equities	21,873	20.5	26,357	17,389
Pooled – Diversified Growth Funds	10,556	12.5	11,876	9,236
Total	103,985		116,447	91,523

Interest Rate Risk

The Fund invests in financial assets for the primary purpose of obtaining a return on investments. These investments are subject to interest rate risks which represents the risk that the fair value or future cash flows of a financial instrument will fluctuate because of changes in market interest rates.

The Fund's interest rate risk is routinely monitored by the Fund in accordance with the Fund's Risk Management Strategy, including monitoring the exposure to interest rates and assessments of actual interest rates against the relevant benchmarks.

The Fund's direct exposure to interest rate movements as at 31 March 2019 and 31 March 2020 is set out below. These disclosures present interest rate risk based on the underlying financial assets at fair value:

Asset type	As at 31 March 2019	As at 31 March 2020
	£'000	£'000
Cash and Cash Equivalents	4,321	8,733
Cash Balances	1	733
Fixed Interest Securities	56,362	231,488
Total	60,684	240,954

Interest Rate Risk Sensitivity Analysis

The Fund recognises that interest rates can vary and can affect both income to the Fund and the value of the net assets available to pay benefits. A 100-basis point (BPS) movement in interest rates is consistent with the level of sensitivity applied as part of the Fund's Risk Management Strategy. The Fund's long term average rates are expected to move less than 100 basis points from one year to the next and experience suggests that such movements are likely.

The analysis that follows assumes that all other variables, particularly exchange rates, remain constant and shows the effect in the year on the net assets available to pay benefits of a +/- 100 BPS change in interest rates:

Exposure to Interest Rate Risk	Asset Values as at 31 March 2020	Impact	
		+1%	-1%
	£'000	£'000	£'000
Cash and Cash Equivalents	8,733	8,820	8,646
Cash Balances	733	740	726
Fixed Interest Securities	231,488	233,803	229,173
Total	240,954	243,363	238,545

Exposure to Interest Rate Risk	Asset Values as at 31 March 2019	Impact	
		+1%	-1%
	£'000	£'000	£'000
Cash and Cash Equivalents	4,321	4,364	4,278
Cash Balances	1	1	1
Fixed Interest Securities	56,362	56,926	55,798
Total	60,684	61,291	60,077

Currency Risk

Currency risk represents the risk that the fair value of future cash flows of a financial instrument will fluctuate because of changes in foreign exchange rates. The Fund is exposed to currency risk on financial instruments that are denominated in any currency other than the functional currency of the Fund (£UK). The Fund holds both monetary and non-monetary assets denominated in currencies other than £UK.

The Fund's currency rate risk is routinely monitored by the Fund in accordance with the Fund's Risk Management Strategy, including monitoring the range of exposure to currency fluctuations.

The following table summarises the Fund's currency exposure as at 31 March 2020 and as at the previous year end:

Currency Exposure – Asset Type	Asset Value as at 31 March 2019	Asset Value as at 31 March 2020
	£'000	£'000
Overseas Unit Trusts	21,873	19,436
Total Overseas Assets	21,873	19,436

Currency Risk – Sensitivity Analysis

Following analysis of historical data in consultation with the Fund's investment advisors, the Fund considers the likely volatility associated with foreign exchange rate movements to be 10.0%.

This analysis assumes that all other variables, particularly interest rates, remain constant.

A 10.0% strengthening/weakening of the pound against the various currencies in which the Fund holds investments would increase/decrease the net assets to pay benefits as follows:

Assets Exposed to Currency Risk	Asset Value as at 31 March 2020	Potential Market Movement	
		+10.0%	-10.0%
	£'000	£'000	£'000
Overseas Unit Trust	19,436	21,380	17,492
Total	19,436	21,380	17,492

Assets Exposed to Currency Risk	Asset Value as at 31 March 2019	Potential Market Movement	
		+10.2%	-10.2%
	£'000	£'000	£'000
Overseas Unit Trust	21,873	24,104	19,642
Total	21,873	24,104	19,642

Credit Risk

Credit risk represents the risk that the counterparty to a transaction or a financial instrument will fail to discharge an obligation and cause the Fund to incur a financial loss. The market values of investments generally reflect an assessment of credit in their pricing and consequently the risk of loss is implicitly provided for in the carrying value of the Fund's financial assets and liabilities.

Deposits are not made with banks and financial institutions unless they are rated independently and meet the Fund's credit criteria. The Local Government Pension Scheme Investment Regulations have limits as to the maximum percentage of the

deposits placed with any one class of financial institution. Money market fund deposits are made through the Funds' Global Custodian and are evaluated according to their internal criteria.

Deposits made to the Aberdeen City Council (ACC) Loans Fund are administered within the Aberdeen City Council treasury policy.

The Fund believes it has managed its exposure to credit risk and has had no experience of default or uncollectable deposits. The Fund's cash holding at 31 March 2020 was £9,466,000 and at 31 March 2019 £4,322,000. This was held with the following institutions:

Summary	Rating	Balance as at 31 March 2019	Balance as at 31 March 2020
		£'000	£'000
Bank Deposit Accounts			
ACC Loans Fund Deposit	N/A	228	429
HSBC	A+	4,093	8,304
Subtotal		4,321	8,733
Bank Current Accounts			
HSBC	A+	0	731
Clydesdale Bank	A-	1	2
Total		4,322	9,466

Liquidity Risk

Liquidity risk represents the risk that the Fund will not be able to meet its financial obligations as they fall due. The Fund ensures that it has adequate cash resources to meet its commitments. The Fund has immediate access to its cash holdings.

The Fund defines liquid assets as assets that can be converted to cash within three months. Illiquid assets are those assets which will take longer than three months to convert into cash. There were no illiquid assets as at 31 March 2020 and 31 March 2019.

Note 15a: Long Term Assets

	31 March 2019	31 March 2020
	£'000	£'000
Lifetime Tax Allowance	296	269
Total Long Term Assets	296	269

Note 15b: Current Assets

	31 March 2019	31 March 2020
	£'000	£'000
Employees' Contributions due	1	3
Employers' Contributions due	5	132
Sundry Debtors	185	41
Subtotal	191	176
Bank	1	733
Total Current Assets	192	909

Note 15c: Current Liabilities

	31 March 2019	31 March 2020
	£'000	£'000
Sundry Creditors	132	285
Benefits Payable	284	487
Total Current Liabilities	416	772

Note 16: Related Party Transactions

Aberdeen City Council provides administration services for the Pension Funds, the costs of which are reimbursed by the Funds.

The cost of these services for the Aberdeen City Council Transport Fund was £53,751 (2018/19 - £41,893).

Prior to the remittance of excess cash to the investment fund managers, surplus cash is invested as a temporary loan with the Council. At the year end this amounted to £429,000 (2018/19 - £228,000) for the Aberdeen City Council Transport Fund.

Interest was received from the Council of £2,590 (2018/19 - £1,584) for the Aberdeen City Council Transport Fund.

Note 17: Contingent Assets/Liabilities

UK and European law require pension schemes to provide equal benefits to men and women in respect of service after 17 May 1990. This includes providing equal benefits accrued from that date to reflect the differences in Guaranteed Minimum Pensions (GMPs). To allow the government to continue to meet these requirements an interim solution was introduced which means that public sector pension schemes are required to provide full Consumer Price Index (CPI) pension increases on GMP benefits for members who reach State Pension Age between 6 April 2016 and 5 April 2021. The UK Government may extend this for members reaching State Pension Age from 6 April 2021 onwards or will adopt a long-term methodology known as conversion. Currently, the additional cost of extending GMP cannot be quantified.

The Goodwin Case – a recent employment tribunal decision changed the pension entitlement of male survivors in opposite sex marriages to take account of the female member's service from 6 April 1978. Previously, the male survivor's entitlement was based on service accrued from 6 April 1988. The change is backdated to 5 December 2005 and affects the pension of male spouse survivors where their entitlement arose on or after that date. This ruling will impact upon the future promised retirement benefits of members of the Fund and the cost cannot yet be quantified with any certainty.

Note 18: Key Management Personnel

Certain employees of Aberdeen City Council hold key positions in the financial management of the Aberdeen City Council Transport Fund. However, they are not members of the Aberdeen City Council Transport Fund.

Note 19: Investment Principles

A summary of the Statement of Investment Principles is available on the Pension Fund's website www.nespf.org.uk. A full version of the Statement of Investment Principles is available on request from Director of Resources, Aberdeen City Council, Resources, Level 1 West, Business Hub 7, Marischal College, Broad Street, Aberdeen, AB10 1AB.

The Statement of Investment Principles is reviewed on an annual basis by the Pensions Committee and in the light of any change to the investment strategy of the Pension Fund.

Note 20: Critical Judgements in applying Accounting Policies

Assumptions made about the future and other major sources of estimation uncertainty.

The items in the Net Assets Statement at 31 March 2020 for which there is a significant risk of material adjustments in the forthcoming financial year are shown below:

Item	Uncertainties	Effect if Actual Results Differ from Assumptions
Actuarial present value of promised retirement benefits	Estimation of the net liability to pay pensions depends on several complex judgements relating to the discount rate used, the rate at which salaries are projected to increase, changes in retirement ages, mortality rates and expected returns on Pension Fund assets.	The methodology used by the Scheme Actuary is in line with accepted guidelines. Further to the Fund's liability being calculated every three years, an update of the funding position is calculated by the Scheme Actuary every 3 months. Further information can be found in Note 1.

Note 21: Events after the Balance Sheet Date

The Unaudited Statement of Accounts was authorised for issue by the Chief Officer - Finance on 30 June 2020. Events taking place after this date are not reflected in the Annual Accounts or Notes. Where events taking place before this date provided information about conditions existing at 31 March 2020, the figures in the Annual Accounts and Notes have been adjusted in all material respects to reflect the impact of this information. No such adjustments have been required.

As a result of the COVID-19 pandemic, First Group requested to defer both employer and deficit contributions relating to First Aberdeen for the year 2020/21. This request forms part of a company wide, short term solution to their cashflow issues.

The Fund considered the regulations, financial information provided by First Group and advice from the Fund's Actuary. It was agreed that contributions could be put on hold and a formal agreement has been drafted to confirm that the deferred payments are due, in full, before 31 March 2021.

Independent Auditor's Report

Independent auditor's report to the members of Aberdeen City Council as administering authority for North East Scotland Pension Fund and the Aberdeen City Council Transport Fund and the Accounts Commission

Report on the audit of the financial statements

Opinion on financial statements

I certify that I have audited the financial statements in the annual report of North East Scotland Pension Fund and the Aberdeen City Council Transport Fund (the funds) for the year ended 31 March 2020 under Part VII of the Local Government (Scotland) Act 1973. The financial statements comprise the Fund Accounts, the Net Assets Statements and notes to the financial statements, including a summary of significant accounting policies. The financial reporting framework that has been applied in their preparation is applicable law and International Financial Reporting Standards (IFRSs) as adopted by the European Union, and as interpreted and adapted by the Code of Practice on Local Authority Accounting in the United Kingdom 2019/20 (the 2019/20 Code).

In my opinion the accompanying financial statements:

- give a true and fair view in accordance with applicable law and the 2019/20 Code of the financial transactions of the funds during the year ended 31 March 2020 and of the amount and disposition at that date of their assets and liabilities;
- have been properly prepared in accordance with IFRSs as adopted by the European Union, as interpreted and adapted by the 2019/20 Code; and
- have been prepared in accordance with the requirements of the Local Government (Scotland) Act 1973, The Local Authority Accounts (Scotland) Regulations 2014, and the Local Government in Scotland Act 2003.

Basis for opinion

I conducted my audit in accordance with applicable law and International Standards on Auditing (UK) (ISAs (UK)) as required by the Code of Audit Practice approved by the Accounts Commission for Scotland. My responsibilities under those standards are further described in the auditor's responsibilities for the audit of the financial statements section of my report. I was appointed under arrangements approved by the Accounts Commission on 10 April 2017. The period of total uninterrupted appointment is four years. I am independent of the funds in accordance with the ethical requirements that are relevant to my audit of the financial statements in the UK including the Financial Reporting Council's Ethical Standard, and I have fulfilled my other ethical responsibilities in accordance with these requirements. Non-audit services prohibited by the Ethical Standard were not provided to the council. I believe that the audit evidence I have obtained is sufficient and appropriate to provide a basis for my opinion.

Emphasis of Matter – Property valuations

I draw attention to ‘Critical judgements in applying accounting policies’ section of the Accounting Policies in the financial statements, which describes the effects of material uncertainties, caused by Covid-19, declared in the valuation report for property valuations. My opinion is not modified in respect of this matter.

Conclusions relating to going concern basis of accounting

I have nothing to report in respect of the following matters in relation to which the ISAs (UK) require me to report to you where:

- the use of the going concern basis of accounting in the preparation of the financial statements is not appropriate; or
- the Chief Officer - Finance has not disclosed in the financial statements any identified material uncertainties that may cast significant doubt about the funds’ ability to continue to adopt the going concern basis of accounting for a period of at least twelve months from the date when the financial statements are authorised for issue.

Risks of material misstatement

I report in a separate Annual Audit Report, available from the Audit Scotland website, the most significant assessed risks of material misstatement that I identified and my conclusions thereon.

Responsibilities of the Chief Officer - Finance and Aberdeen City Council Pensions Committee for the financial statements

As explained more fully in the Statement of Responsibilities, the Chief Officer - Finance is responsible for the preparation of financial statements that give a true and fair view in accordance with the financial reporting framework, and for such internal control as the Chief Officer - Finance determines is necessary to enable the preparation of financial statements that are free from material misstatement, whether due to fraud or error.

In preparing the financial statements, the Chief Officer - Finance is responsible for assessing the funds’ ability to continue as a going concern, disclosing, as applicable, matters related to going concern and using the going concern basis of accounting unless deemed inappropriate.

The Aberdeen City Council Pensions Committee is responsible for overseeing the financial reporting process.

Auditor's responsibilities for the audit of the financial statements

My objectives are to obtain reasonable assurance about whether the financial statements as a whole are free from material misstatement, whether due to fraud or error, and to issue an auditor's report that includes my opinion. Reasonable assurance is a high level of assurance, but is not a guarantee that an audit conducted in accordance with ISAs (UK) will always detect a material misstatement when it exists. Misstatements can arise from fraud or error and are considered material if, individually or in the aggregate, they could reasonably be expected to influence the economic decisions of users taken on the basis of these financial statements.

A further description of the auditor's responsibilities for the audit of the financial statements is located on the Financial Reporting Council's website www.frc.org.uk/auditorsresponsibilities. This description forms part of my auditor's report.

Other information in the annual report

The Chief Officer - Finance is responsible for the other information in the annual report. The other information comprises the information other than the financial statements and my auditor's report thereon. My opinion on the financial statements does not cover the other information and I do not express any form of assurance conclusion thereon except on matters prescribed by the Accounts Commission to the extent explicitly stated later in this report.

In connection with my audit of the financial statements, my responsibility is to read all the other information in the annual report and, in doing so, consider whether the other information is materially inconsistent with the financial statements or my knowledge obtained in the audit or otherwise appears to be materially misstated. If I identify such material inconsistencies or apparent material misstatements, I am required to determine whether there is a material misstatement in the financial statements or a material misstatement of the other information. If, based on the work I have performed, I conclude that there is a material misstatement of this other information, I am required to report that fact. I have nothing to report in this regard.

Report on other requirements

Opinions on matters prescribed by the Accounts Commission

In my opinion, based on the work undertaken in the course of the audit:

- the information given in the Management Commentary for the financial year for which the financial statements are prepared is consistent with the financial statements and that report has been prepared in accordance with statutory guidance issued under the Local Government in Scotland Act 2003;
- the information given in the Annual Governance Statement for the financial year for which the financial statements are prepared is consistent with the financial statements and that report has been prepared in accordance with the Delivering

- Good Governance in Local Government: Framework (2016); and
- the information given in the Governance Compliance Statement for the financial year for which the financial statements are prepared is consistent with the financial statements and that report has been prepared in accordance with The Local Government Pension Scheme (Scotland) Regulations 2018.

Matters on which I am required to report by exception

I am required by the Accounts Commission to report to you if, in my opinion:

- adequate accounting records have not been kept; or
- the financial statements are not in agreement with the accounting records; or
- I have not received all the information and explanations I require for my audit.

I have nothing to report in respect of these matters.

Conclusions on wider scope responsibilities

In addition to my responsibilities for the annual accounts, my conclusions on the wider scope responsibilities specified in the Code of Audit Practice, including those in respect of Best Value, are set out in my Annual Audit Report.

Use of my report

This report is made solely to the parties to whom it is addressed in accordance with Part VII of the Local Government (Scotland) Act 1973 and for no other purpose. In accordance with paragraph 120 of the Code of Audit Practice, I do not undertake to have responsibilities to members or officers, in their individual capacities, or to third parties.

Gillian Woolman

Gillian Woolman MA FCA CPFA
Audit Director
Audit Scotland
4th Floor
102 West Port
Edinburgh
EH3 9DN

30 September 2020

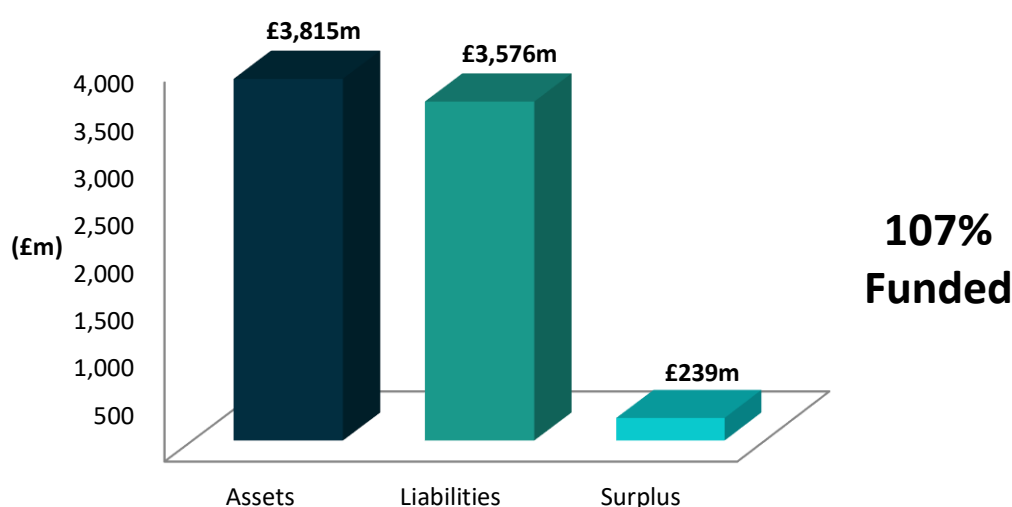
Appendix 1 – Statement by the Consulting Actuary

ACCOUNTS FOR THE YEAR ENDED 31 MARCH 2020 - STATEMENT BY THE CONSULTING ACTUARY

This statement has been provided to meet the requirements under Regulation 55 (1)(d) of The Local Government Pension Scheme (Scotland) Regulations 2018.

North East Scotland Pension Fund

An actuarial valuation of the North East Scotland Pension Fund was carried out as at 31 March 2017 to determine the contribution rates with effect from 1 April 2018 to 31 March 2021.



On the basis of the assumptions adopted, the Fund's assets of £3,815 million represented 107% of the Fund's past service liabilities of £3,576 million (the "Solvency Funding Target") at the valuation date. The surplus at the valuation was therefore £239 million.

The valuation also showed that a Primary contribution rate of 22.0% of pensionable pay per annum was required from employers. The Primary rate is calculated as being sufficient, together with contributions paid by members, to meet all liabilities arising in respect of service after the valuation date.

The funding objective as set out in the Funding Strategy Statement (FSS) is to achieve and then maintain a solvency funding level of 100% of liabilities (the solvency funding target). In line with the FSS, where a surplus exists at the effective date of the valuation a plan will be put in place which allows contribution offsets to refund any surplus.

The FSS sets out the process for determining the spread period in respect of each employer (or the recovery period for those employers with a deficit in the Fund). At the last actuarial valuation, the average spread/recovery period adopted was approximately 24 years, and the total initial surplus reclaimed on a whole fund level (the “Secondary rate” for 2019/20) was approximately £12.8 million per annum.

Further details regarding the results of the valuation are contained in the formal report on the actuarial valuation dated 28 March 2018.

In practice, each individual employer’s position is assessed separately and the contributions required are set out in the report. In addition to the certified contribution rates, payments to cover additional liabilities arising from early retirements will be made to the Fund by the employers.

The funding plan adopted in assessing the contributions for each individual employer is in accordance with the FSS. Any different approaches adopted, e.g. with regard to the implementation of contribution increases and surplus offset periods, are as determined through the FSS consultation process.

The valuation was carried out using the projected unit actuarial method and the main actuarial assumptions used for assessing the Solvency Funding Target and the Primary rate of contribution were as follows:

	For both past and future service liabilities (Funding Target and Primary rate of contribution)
Rate of return on investments (discount rate)	4.15% per annum
Rate of pay increases (long term)*	3.9% per annum
Rate of increases in pensions in payment (in excess of GMP)/deferment	2.4% per annum
Rate of CPI Inflation/CARE benefit revaluation	2.4% per annum

* allowance was also made for short-term public sector pay restraint over a 3-year period.

The assets were assessed at market value.

The next triennial actuarial valuation of the Fund is due as at 31 March 2020. Based on the results of this valuation, the contribution rates payable by the individual employers will be revised with effect from 1 April 2021.

The McCloud Judgment

The “McCloud judgment” refers to a legal challenge in relation to historic benefit changes for all public sector schemes being age discriminatory. The Government announced in 2019 that this needs to be remedied for all schemes including the LGPS. This is likely to result in increased costs for some employers. This remedy is not yet agreed but guidance issued requires that each Fund sets out its policy on addressing the implications.

As they were calculated in 2017, the above funding level and Primary contribution rate do not include an allowance for the estimated cost of the McCloud judgment. However,

at the overall Fund level we estimate that the cost of the judgment could be an increase in past service liabilities of broadly £24 million and an increase in the Primary Contribution rate of 1.0% of Pensionable Pay per annum.

Impact of COVID-19

The valuation results and employer contributions above were assessed as at 31 March 2017. In 2020 we have so far seen significant volatility and uncertainty in markets around the world in relation to the COVID-19 pandemic. This potentially has far-reaching consequences in terms of funding and risk, and these will be considered as part of the 2020 valuation process, including considering what changes (if any) should be made to contributions.

Actuarial Present Value of Promised Retirement Benefits for the Purposes of IAS 26

IAS 26 requires the present value of the Fund's promised retirement benefits to be disclosed, and for this purpose the actuarial assumptions and methodology used should be based on IAS 19 rather than the assumptions and methodology used for funding purposes.

To assess the value of the benefits on this basis, we have used the following financial assumptions as at 31 March 2020 (the 31 March 2019 assumptions are included for comparison):

	31 March 2019	31 March 2020
Rate of return on investments (discount rate)	2.6% per annum	2.4% per annum
Rate of pay increases*	3.7% per annum	3.6% per annum
Rate of increases in pensions in payment (in excess of GMP)/deferment	2.3% per annum	2.2% per annum
Rate of CPI Inflation/CARE benefit revaluation	2.2% per annum	2.1% per annum

* includes a corresponding allowance to that made in the latest formal actuarial valuation for short-term public sector pay restraint

The demographic assumptions are the same as those used in the 2017 valuation, except the post retirement mortality assumptions, which have been updated to reflect analysis carried out in 2019 (set out below). Full details of the valuation assumptions are set out in the formal report on the actuarial valuation dated 28 March 2018.

Corporate bond yields were similar at the start and end of year resulting in the same discount rate of 2.4% p.a. being used for IAS 26 purposes at the year-end as for last year. The expected long-term rate of CPI inflation decreased during the year, from 2.2% p.a. to 2.1%, which served to decrease the liabilities slightly over the year.

The value of the Fund's promised retirement benefits for the purposes of IAS 26 as at 31 March 2019 was estimated as £5,422 million, including an estimate of the potential impact of the McCloud judgment.

Interest over the year increased the liabilities by c£131 million. Allowing for net benefits accrued/paid over the period then increased the liabilities by c£87 million (this includes the impact of early retirements/augmentations, a revised estimate of the potential impact of the McCloud judgment and the impact of GMP Indexation (see comments elsewhere in this statement)). There was a decrease in liabilities of £388 million made up of “actuarial gains” (£101 million relating to changes in financial assumptions, and £287 million relating to changes in the post retirement mortality assumptions).

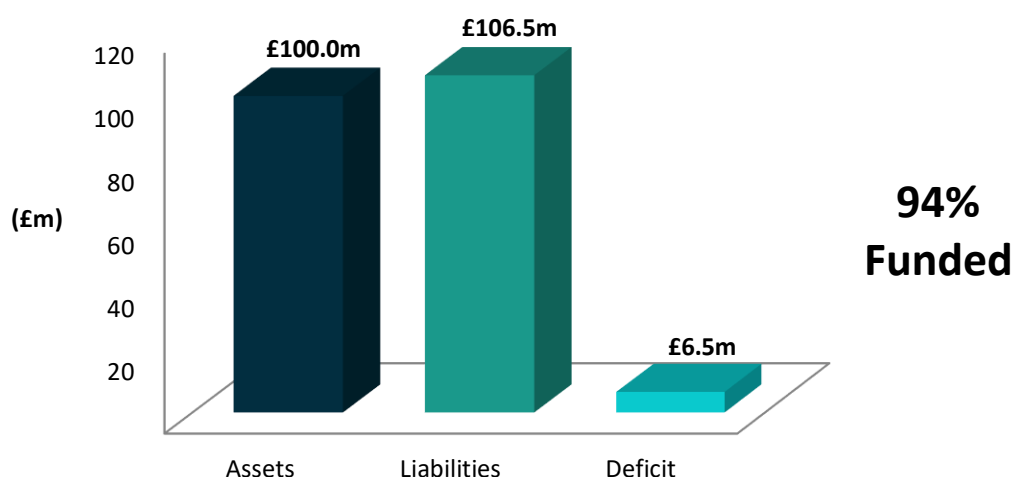
The net effect of all the above is that the estimated total value of the Fund’s promised retirement benefits as at 31 March 2020 is therefore £5,252 million.

GMP Indexation

At present, the public service schemes are required to provide full CPI pension increases on GMP benefits for members who reach State Pension Age between 6 April 2016 and 5 April 2021. The UK Government may well extend this at some point in the future to include members reaching State Pension Age from 6 April 2021 onwards, which would give rise to a further cost to the LGPS and its employers. If the Fund were required to index-link GMP benefits in respect of those members who reach their State Pension Age after April 2021, then this would increase the Fund liabilities by about £16 million on IAS26 assumptions, and we have included this amount within the final IAS26 liability figure above.

Aberdeen City Council Transport Fund

An actuarial valuation of the Aberdeen City Council Transport Fund was carried out as at 31 March 2017 to determine the contribution rates with effect from 1 April 2018 to 31 March 2021.



On the basis of the assumptions adopted, the Fund's assets of £100 million represented 94% of the Fund's past service liabilities of £106.5 million (the "Solvency Funding Target") at the valuation date. The deficit at the valuation was therefore £6.5 million. The valuation also showed that a Primary contribution rate of 58.5% of pensionable pay per annum was required from the employer. The Primary rate is calculated as being sufficient, together with contributions paid by members, to meet all liabilities arising in respect of service after the valuation date.

The funding objective as set out in the Funding Strategy Statement (FSS) is to achieve a solvency funding level of 100% of liabilities (the solvency funding target) over a reasonable time period and then maintain sufficient assets in order for it to pay all benefits arising as they fall due. In line with the FSS, where a shortfall exists at the effective date of the valuation a deficit recovery plan will be put in place which requires additional contributions to correct the shortfall.

The FSS sets out the process for determining the recovery plan. At the last actuarial valuation, the Administering Authority and First Aberdeen Limited agreed that First Aberdeen Limited will maintain the same level of current contributions as those agreed at the 2014 valuation, which is 33% of pensionable pay plus £1.5m p.a. At present, therefore, part of the £1.5m annual payment is being used to finance the costs in relation to future service. This means that the amount to recover the shortfall is approximately £1.2m p.a. On this basis the deficit would be expected to be removed in about 5 years from 31 March 2018.

Further details regarding the results of the valuation are contained in the formal report on the actuarial valuation dated 28 March 2018.

The valuation was carried out using the attained age actuarial method and the main actuarial assumptions used for assessing the Solvency Funding Target and the Primary rate of contribution were as follows:

	For both past and future service liabilities (Funding Target and Primary rate of contribution)
Rate of return on investments (discount rate)	1.6% per annum
Rate of pay increases (short term)	2.9% per annum to 31 March 2018
Rate of pay increases (long term)	3.4% per annum
Rate of increases in pensions in payment (in excess of GMP)/deferment	2.9% per annum
Rate of CPI Inflation/CARE benefit revaluation	2.9% per annum

The assets were assessed at market value.

The next triennial actuarial valuation of the Fund is due as at 31 March 2020. Based on the results of this valuation, the contribution rate payable will be revised with effect from 1 April 2021.

The McCloud Judgment

The “McCloud judgment” refers to a legal challenge in relation to historic benefit changes for all public sector schemes being age discriminatory. The Government announced in 2019 that this needs to be remedied for all schemes including the LGPS. This is likely to result in increased costs for some employers. This remedy is not yet agreed but guidance issued requires that each Fund sets out its policy on addressing the implications.

As they were calculated in 2017, the above funding level and Primary contribution rate do not include an allowance for the estimated cost of the McCloud judgment. However, at the overall Fund level we estimate that the cost of the judgment could be an increase in past service liabilities of less than £100,000 and a negligible increase in the Primary Contribution rate.

Impact of COVID-19

The valuation results and employer contributions above were assessed as at 31 March 2017. In 2020 we have so far seen significant volatility and uncertainty in markets around the world in relation to the COVID-19 pandemic. This potentially has far-reaching consequences in terms of funding and risk, and these will be considered as part of the 2020 valuation process, including considering what changes (if any) should be made to contributions.

Actuarial Present Value of Promised Retirement Benefits for the Purposes of IAS 26

IAS 26 requires the present value of the Fund’s promised retirement benefits to be disclosed, and for this purpose the actuarial assumptions and methodology used should be based on IAS 19 rather than the assumptions and methodology used for funding purposes.

To assess the value of the benefits on this basis, we have used the following financial assumptions as at 31 March 2020 (the 31 March 2019 assumptions are included for comparison):

	31 March 2019	31 March 2020
Rate of return on investments (discount rate)	2.4% per annum	2.4% per annum
Rate of pay increases	2.7% per annum	2.6% per annum
Rate of increases in pensions in payment (in excess of GMP)/deferment	2.3% per annum	2.2% per annum
Rate of CPI Inflation/CARE benefit revaluation	2.2% per annum	2.1% per annum

The demographic assumptions are the same as those used in the 2017 valuation for the Aberdeen City Council Transport Fund, except the post retirement mortality assumptions, which have been updated to reflect analysis carried out in 2019 (set out below). Full details of the valuation assumptions are set out in the formal report on the

actuarial valuation dated 28 March 2018 (and the equivalent report for the Strathclyde No. 3 Fund).

Corporate bond yields were similar at the start and end of year resulting in the same discount rate of 2.4% p.a. being used for IAS 26 purposes at the year-end as for last year. The expected long-term rate of CPI inflation decreased during the year, from 2.2% p.a. to 2.1%, which served to decrease the liabilities slightly over the year.

The value of the Fund's promised retirement benefits for the purposes of IAS 26 as at 31 March 2019 was estimated as £80.9 million.

Interest over the year increased the liabilities by c£1.9 million. Allowing for net benefits accrued/paid over the period then decreased the liabilities by c£2.1 million (this includes the impact of early retirements/augmentations, a revised estimate of the potential impact of the McCloud judgment and the impact of GMP Indexation (see comments elsewhere in this statement)). There was a decrease in liabilities of £7.4 million made up of "actuarial gains" (£1.4 million relating to changes in financial assumptions, and £6.0 million relating to changes in the post retirement mortality assumptions).

Over the year, the Strathclyde Pension No. 3 Fund merged with the Aberdeen City Council Transport Fund. The impact at 31 March 2020 of this merge is an increase in liabilities of £144.0 million.

The net effect of all the above is that the estimated total value of the Fund's promised retirement benefits as at 31 March 2020 is therefore £217.3 million.

GMP Indexation

At present, the public service schemes are required to provide full CPI pension increases on GMP benefits for members who reach State Pension Age between 6 April 2016 and 5 April 2021. The UK Government may well extend this at some point in the future to include members reaching State Pension Age from 6 April 2021 onwards, which would give rise to a further cost to the LGPS and its employers. If the Fund were required to index-link GMP benefits in respect of those members who reach their State Pension Age after April 2021, then this would increase the Fund liabilities (including the liabilities that were formerly part of the Strathclyde No. 3 Fund) by about £1.7 million on IAS26 assumptions, and we have included this amount within the final IAS26 liability figure above.

Post retirement mortality assumptions applied at 31 March 2020

The post retirement assumptions adopted use S3PA tables ("middle" tables for females), other than for female dependants, where the S3DA tables have been used and for members retiring in ill-health, where the S3IA tables have been used. The future improvements assumptions adopted are in line with the CMI 2019 model with Sk=7.5, long term rate of 1.75% and weightings as set out below:

North East Scotland Pension Fund

Current Status	Retirement Type	Weighting
Annuitant	Normal Health	114% males 101% females
	Dependant	150% males 104% females
	Ill Health	136% males 144% females
	Future Dependant	146% males 121% females
Active	Normal Health	121% males 101% females
	Ill Health	134% males 151% females
Deferred	All	144% males 116% females
Active/deferred	Future Dependant	153% males 128% females

Aberdeen City Council Transport Fund

Current Status	Retirement Type	Weighting – former ACCTF members	Weighting – former Strathclyde members
Annuitant	Normal Health	108% males 88% females	117% males 94% females
	Dependant	100% males 104% females	145% males 111% females
	Ill Health	132% males 149% females	137% males 150% females
	Future Dependant	128% males 112% females	139% males 119% females
Active	Normal Health	112% males 115% females	112% males 86% females
	Ill Health	128% males 169% females	128% males 131% females
Deferred	All	143% males 102% females	136% males 110% females
Active/deferred	Future Dependant	137% males 121% females	140% males 120% females

Paul Middleman
 Fellow of the Institute and Faculty of Actuaries
 Mercer Limited
May 2020

Appendix 2 – Schedule of Employers

North East Scotland Pension Fund

	Employers as at 31 March 2019	New Admissions	Ceased	Employers as at 31 March 2020
Scheduled Bodies	11	0	0	11
Transferee Bodies	14	1	0	15
Admission Bodies	25	0	1	24
Total	50	1	1	50

Participating Employers as at 31 March 2020:

1.	Aberdeen City Council (Administering Authority)	Scheduled
2.	Aberdeenshire Council	Scheduled
3.	The Moray Council	Scheduled
4.	Scottish Water	Scheduled
5.	Grampian Valuation Joint Board	Scheduled
6.	Scottish Fire and Rescue Service	Scheduled
7.	Scottish Police Authority	Scheduled
8.	North East Scotland College	Scheduled
9.	Moray College	Scheduled
10.	Visit Scotland	Scheduled
11.	NESTRANS	Scheduled
12.	Robertson Facilities Management (Shire)	Transferee
13.	Bon Accord Care Ltd	Transferee
14.	Bon Accord Support Services Ltd	Transferee
15.	Aberdeen Heat & Power Ltd	Transferee
16.	Station House Media Unit	Transferee
17.	Aberdeen Sports Village	Transferee
18.	Sport Aberdeen	Transferee
19.	Robertson Facilities Management (City)	Transferee
20.	Forth & Oban Ltd	Transferee
21.	Alcohol and Drugs Action	Transferee
22.	Idverde UK	Transferee
23.	Citymoves Dance Agency	Transferee
24.	Xerox (UK) Ltd	Transferee
25.	Forth and Oban Ltd (Shire)	Transferee
26.	Inspire Catering Scotland LLP	Transferee
27.	Aberdeen Endowments Trust	Admitted
28.	North East Sensory Services	Admitted
29.	Aberlour Child Care Trust	Admitted
30.	Fraserburgh Harbour Commissioners	Admitted
31.	Peterhead Port Authority	Admitted
32.	Robert Gordon University	Admitted
33.	Robert Gordon's College	Admitted

34.	Aberdeen Cyrenians	Admitted
35.	Mental Health Aberdeen	Admitted
36.	Fersands & Fountain Community Project	Admitted
37.	SCARF	Admitted
38.	Inspire (Partnership Through Life) Ltd	Admitted
39.	Archway	Admitted
40.	St Machar Parent Support Project	Admitted
41.	Printfield Community Project	Admitted
42.	HomeStart Aberdeen	Admitted
43.	Aberdeen Foyer	Admitted
44.	HomeStart NEA	Admitted
45.	Pathways	Admitted
46.	Outdoor Access Trust for Scotland	Admitted
47.	Osprey Housing	Admitted
48.	Aberdeen Performing Arts	Admitted
49.	Sanctuary Scotland Housing Association Ltd	Admitted
50.	Scottish Lighthouse Museum	Admitted

Aberdeen City Council Transport Fund

1.	First Aberdeen	Scheduled
2.	First Glasgow	Scheduled